

A che punto sono?

PRONTI PER
LA CLASSE 1^a?

PER INIZIARE BENE
GIOCATE A SCOPRIRE
QUELLO CHE SAPETE GIÀ!



GRAFISMI

ITALIANO

CONNETTIVI
LOGICI

MATEMATICA

GRUPPO
EDITORIALE



il capitulo



La Spiga
EDIZIONI

INDICE

A green pencil graphic with the word 'GRAFISMI' written in white on its body.

GRAFISMI

PAG. 2

A blue pencil graphic with the word 'ITALIANO' written in white on its body.

ITALIANO

PAG. 8

An orange pencil graphic with the words 'CONNETTIVI LOGICI' written in white on its body.

**CONNETTIVI
LOGICI**

PAG. 41

A red pencil graphic with the word 'MATEMATICA' written in white on its body.

MATEMATICA

PAG. 47

MI CHIAMO

.....
.....
CLASSE 1^A

SEZIONE.....



OSSERVA LE FRECCE E RIPASSA I TRATTEGGI.

OSSERVA LE FRECCE E RIPASSA I TRATTEGGI.



The grid contains the following tracing exercises:

- Four dashed lines connecting green dots to blue dots, forming a series of 'V' shapes.
- Two rows of dashed lines sloping down-right, each with a blue arrow indicating the direction.
- Two rows of dashed lines sloping up-right, each with a blue arrow indicating the direction.

The image contains a grid for tracing exercises. The top section is divided into five rows of circles. The first row has three large circles, the second and third rows have five medium circles each, and the fourth and fifth rows have eight small circles each. Each row begins with a solid circle showing the direction of the stroke with arrows. The remaining circles in each row are dashed for tracing. A horizontal pink line separates this section from the bottom section, which contains three rows of spirals. Each row begins with a solid spiral showing the direction of the stroke with an arrow, followed by dashed spirals for tracing.

OSSERVA LE FRECCE E RIPASSA I TRATTEGGI.



The image shows a grid-based tracing exercise. It consists of seven rows of patterns. Each row begins with a solid blue line and a green dot on the left, followed by a dashed version of the same pattern. The patterns are as follows:

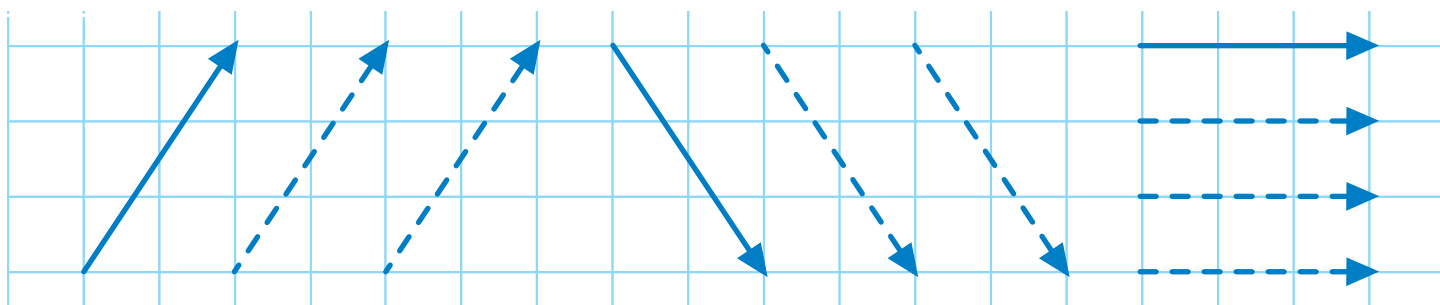
- Row 1: A large blue loop followed by a dashed line that forms a series of five overlapping circles.
- Row 2: A blue figure-eight shape followed by a dashed line that forms a series of eight vertical ovals.
- Row 3: A blue figure-eight shape followed by a dashed line that forms a series of eight overlapping circles.
- Row 4: A solid horizontal pink line.
- Row 5: A blue figure-eight shape followed by a dashed line that forms a series of seven arches.
- Row 6: A blue figure-eight shape followed by a dashed line that forms a series of seven vertical ovals.
- Row 7: A blue figure-eight shape followed by a dashed line that forms a series of five overlapping circles.

OSSERVA LE FRECCE E RIPASSA I TRATTEGGI.



The grid contains the following tracing exercises from top to bottom:

- Row 1: A solid blue square wave pattern starting at a green dot, followed by a dashed grey square wave pattern for tracing.
- Row 2: A solid blue square wave pattern starting at a green dot, followed by a dashed grey square wave pattern for tracing.
- Row 3: A solid blue square wave pattern starting at a green dot, followed by a dashed grey square wave pattern for tracing.
- Row 4: A solid blue square wave pattern starting at a green dot, followed by a dashed grey square wave pattern for tracing.
- Row 5: A solid horizontal pink line.
- Row 6: A solid blue zigzag pattern starting at a green dot, followed by a dashed grey zigzag pattern for tracing.
- Row 7: A solid blue zigzag pattern starting at a green dot, followed by a dashed grey zigzag pattern for tracing.
- Row 8: A solid blue zigzag pattern starting at a green dot, followed by a dashed grey zigzag pattern for tracing.
- Row 9: A solid blue zigzag pattern starting at a green dot, followed by a dashed grey zigzag pattern for tracing.



LA VOCALE **A** NOMINA L'ELEMENTO E COMPLETA.

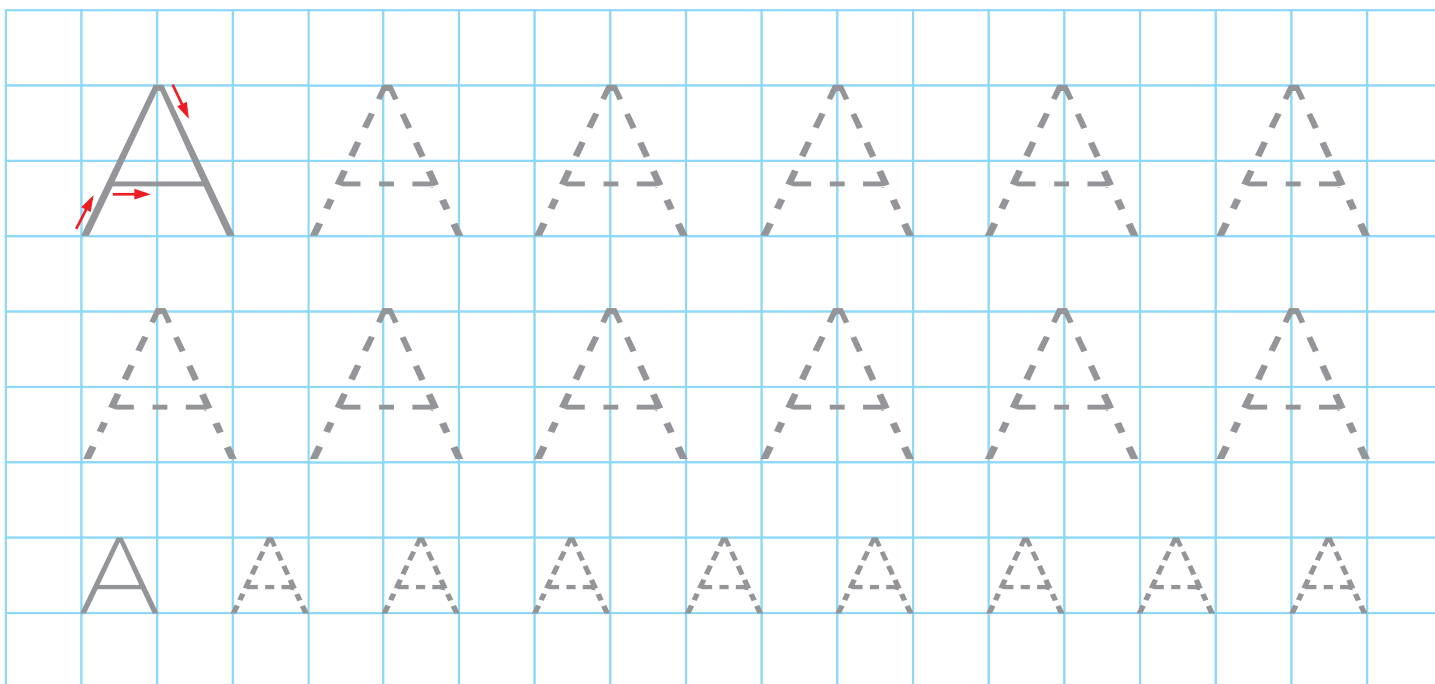


A come...

A	P	E
—	P	E



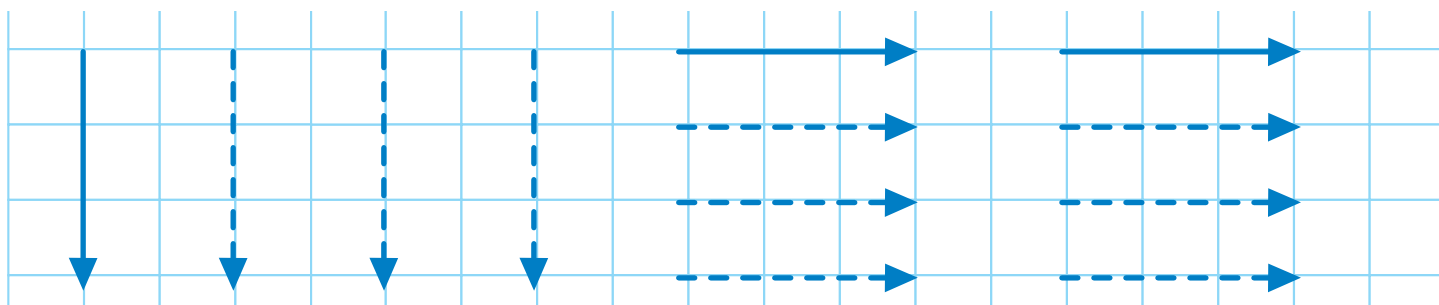
IL GRAFEMA **A** RIPASSA I TRATTEGGI SEGUENDO LE FRECCE.




IL FONEMA **A** NOMINA GLI ELEMENTI E CERCHIA QUELLI CHE INIZIANO CON **A**.



LA DIREZIONALITÀ RIPASSA I TRATTEGGI SEGUENDO LE FRECCHE.




LA VOCALE E NOMINA L'ELEMENTO E COMPLETA.




E come...

E	R	B	A
—	R	B	A

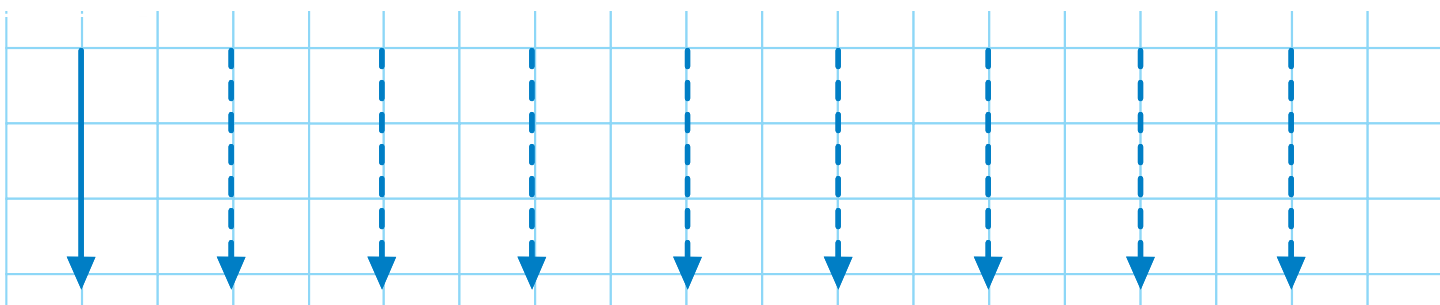


IL GRAFEMA E RIPASSA I TRATTEGGI SEGUENDO LE FRECCHE.




IL FONEMA E NOMINA GLI ELEMENTI E CERCHIA QUELLI CHE INIZIANO CON E.





LA VOCALE I NOMINA L'ELEMENTO E COMPLETA.




I come...

I	S	O	L	A
_____	S	O	L	A

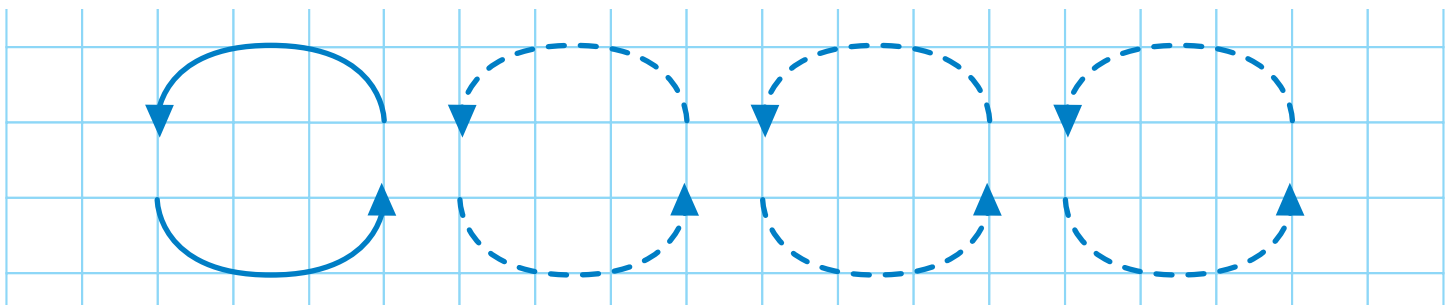


IL GRAFEMA I RIPASSA I TRATTEGGI SEGUENDO LE FRECCE.




IL FONEMA I NOMINA GLI ELEMENTI E CERCHIA QUELLI CHE INIZIANO CON I.





LA VOCALE O NOMINA L'ELEMENTO E COMPLETA.

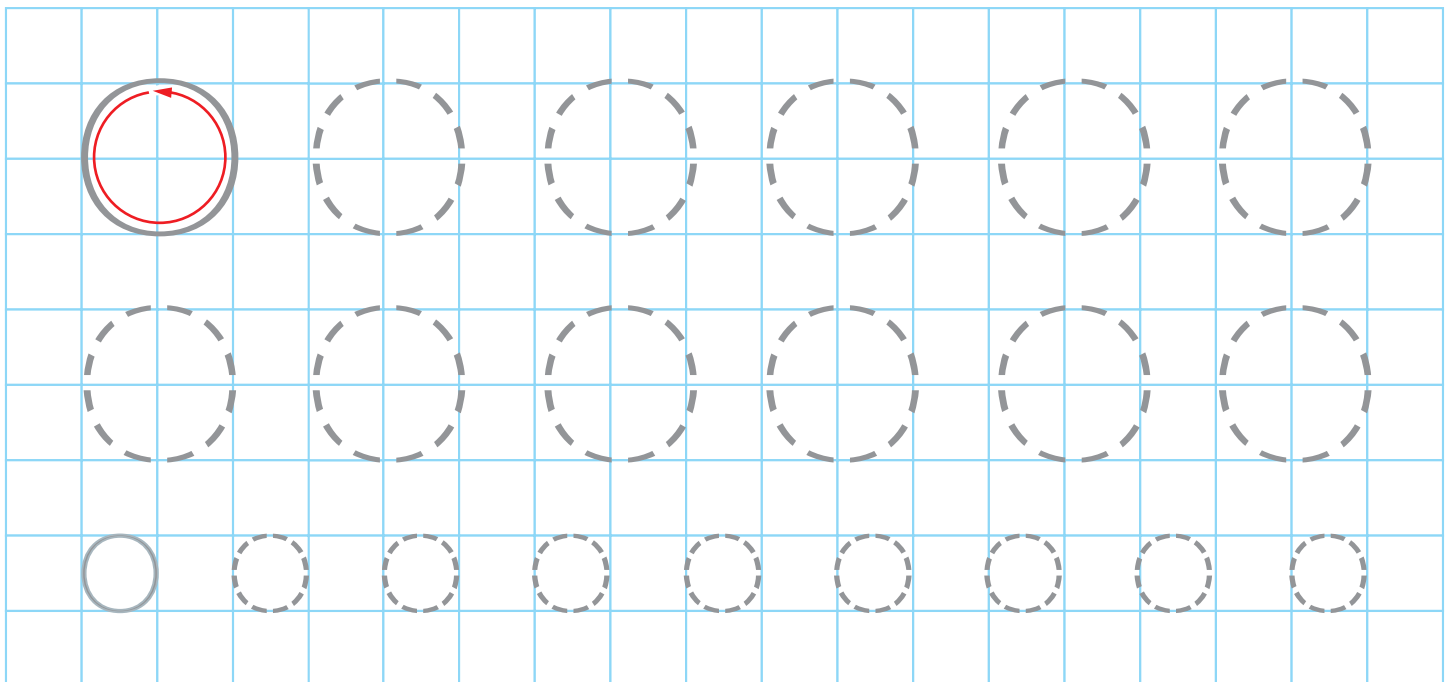


O come...

	R	S	
—	R	S	—

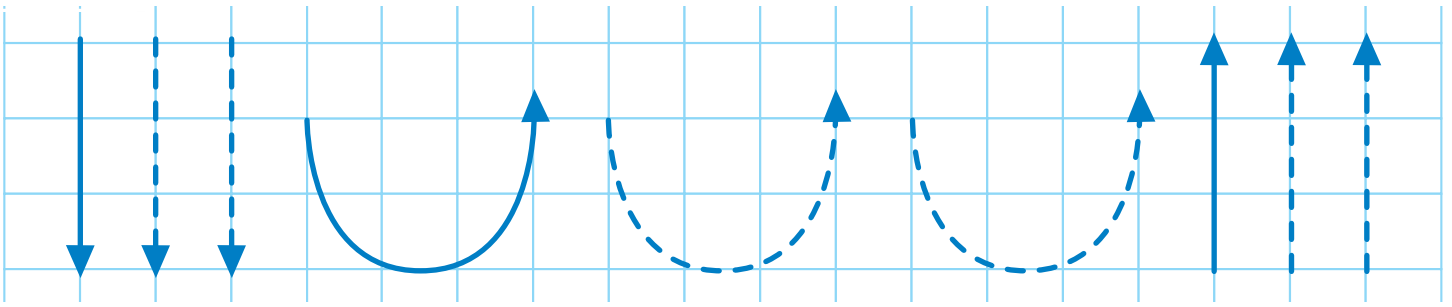


IL GRAFEMA O RIPASSA I TRATTEGGI SEGUENDO LE FRECCHE.



IL FONEMA O NOMINA GLI ELEMENTI E CERCHIA QUELLI CHE INIZIANO CON O.





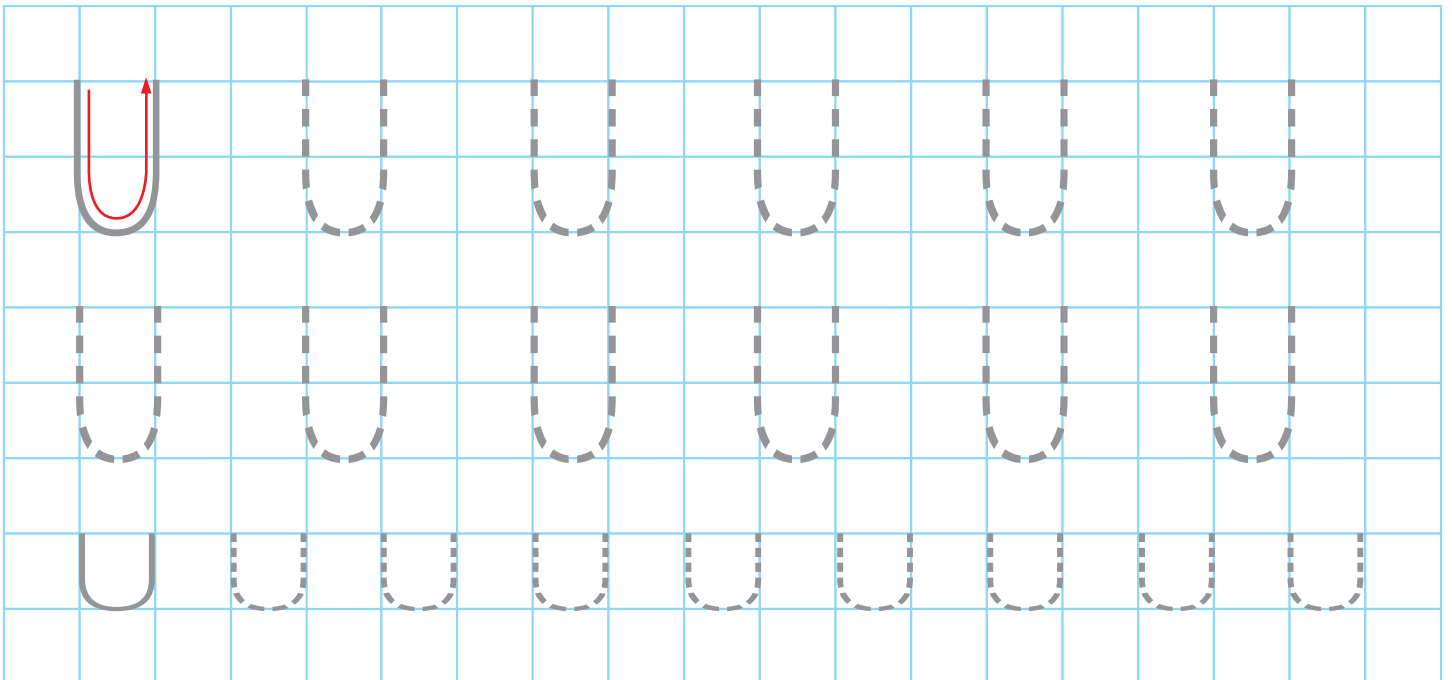
LA VOCALE U NOMINA L'ELEMENTO E COMPLETA.



U come...		
U	F	O
—	F	O








IL GRAFEMA U RIPASSA I TRATTEGGI SEGUENDO LE FRECCE.

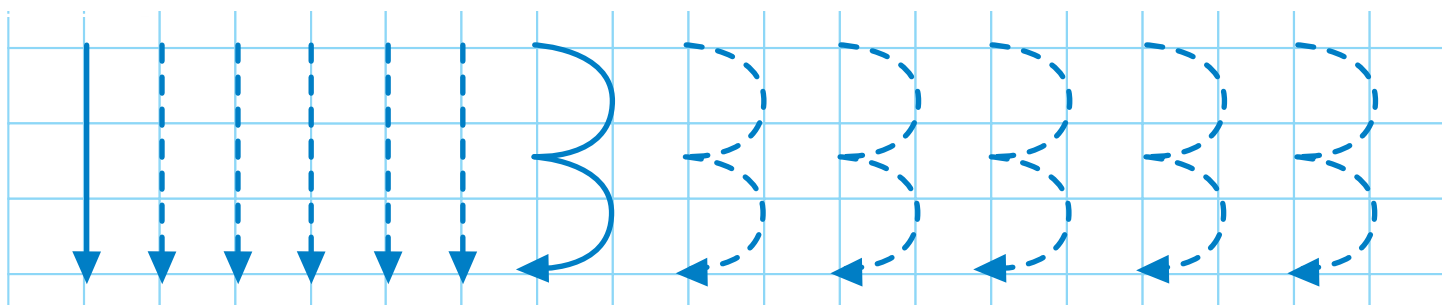


IL FONEMA U NOMINA GLI ELEMENTI E CERCHIA QUELLI CHE INIZIANO CON U.




A E I O U





LA CONSONANTE **B** NOMINA L'ELEMENTO E COMPLETA.

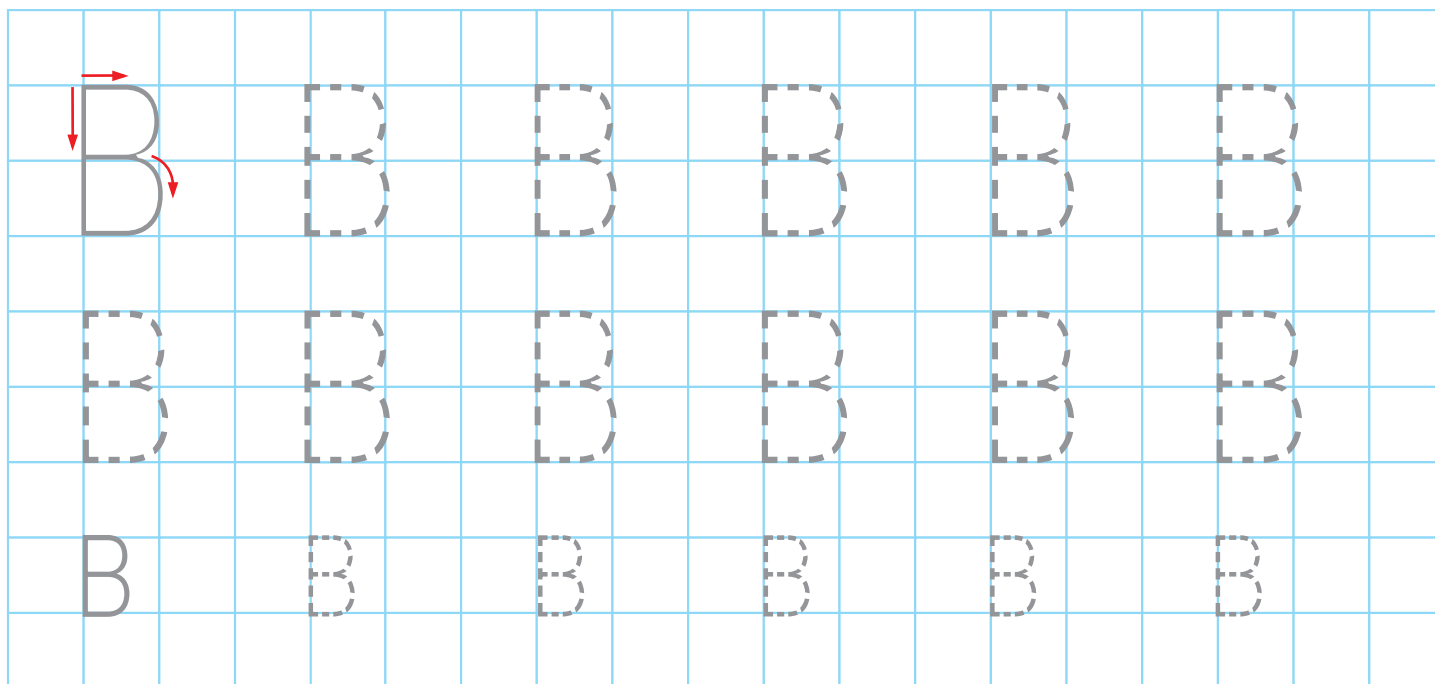


B come...

B	A	R	C	A
—	A	R	C	A



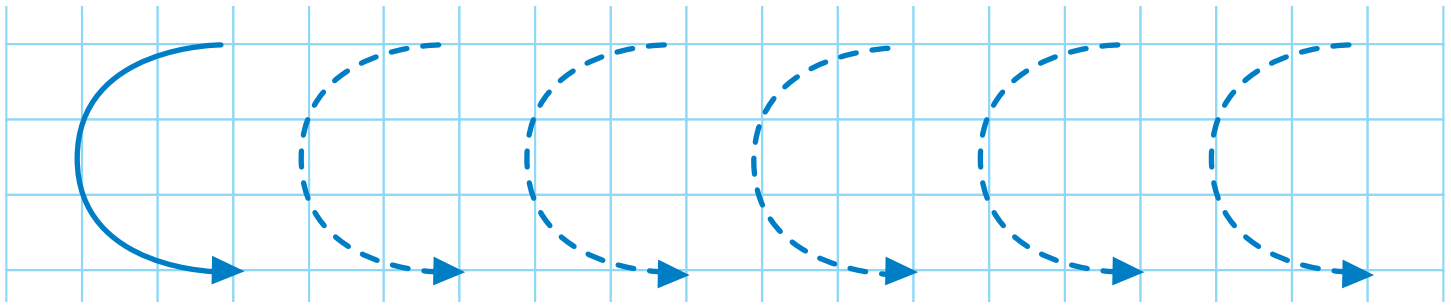
IL GRAFEMA **B** RIPASSA I TRATTEGGI SEGUENDO LE FRECCE.



IL FONEMA **B** NOMINA GLI ELEMENTI E CERCHIA QUELLI CHE INIZIANO CON **B**.



LA DIREZIONALITÀ RIPASSA I TRATTEGGI SEGUENDO LE FRECCE.



LA CONSONANTE C NOMINA L'ELEMENTO E COMPLETA.

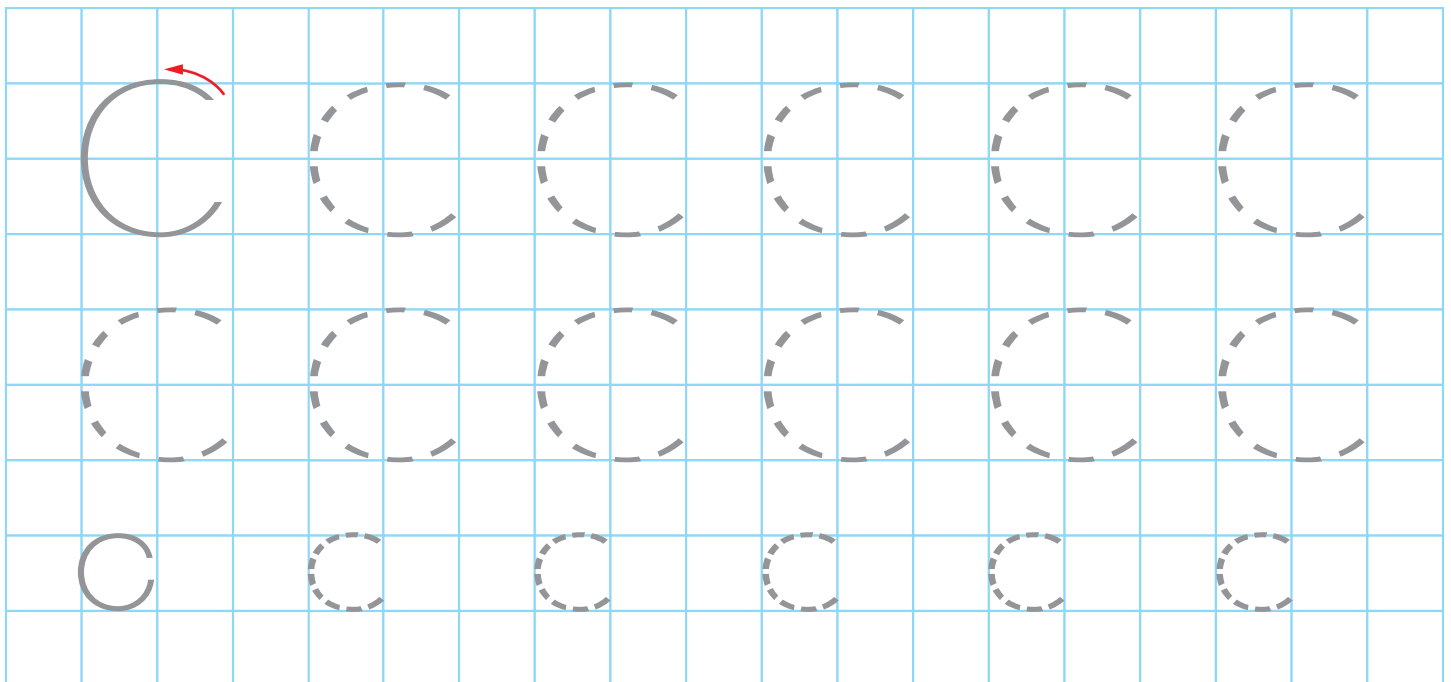


C come...

C	A	N	E
__	A	N	E



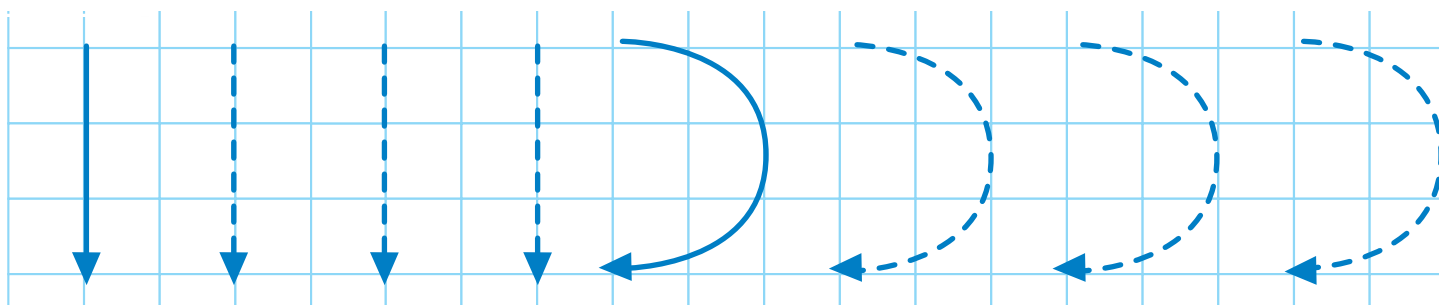
IL GRAFEMA C RIPASSA I TRATTEGGI SEGUENDO LE FRECCE.




IL FONEMA C NOMINA GLI ELEMENTI E CERCHIA QUELLI CHE INIZIANO CON C.



LA DIREZIONALITÀ RIPASSA I TRATTEGGI SEGUENDO LE FRECCE.



LA CONSONANTE **D** NOMINA L'ELEMENTO E COMPLETA.

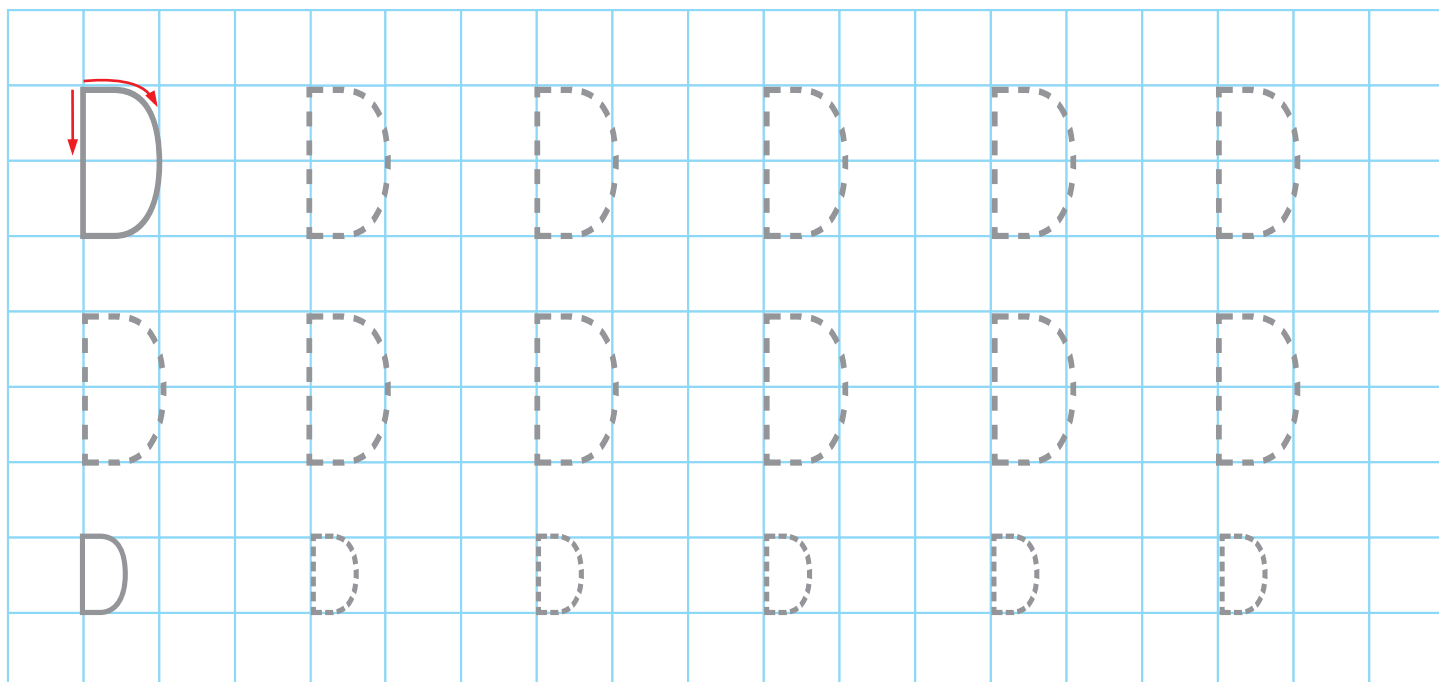


D come...

D	R	A	G	O
_____	R	A	G	O



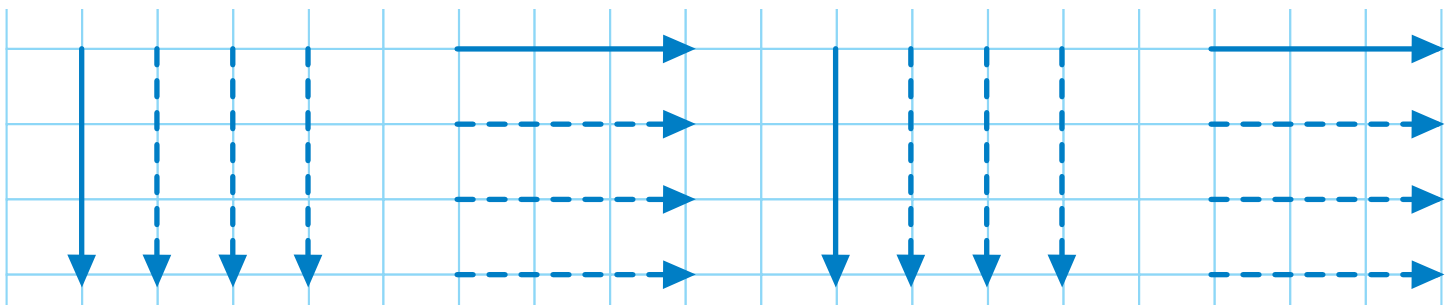
IL GRAFEMA **D** RIPASSA I TRATTEGGI SEGUENDO LE FRECCE.



IL FONEMA **D** NOMINA GLI ELEMENTI E CERCHIA QUELLI CHE INIZIANO CON **D**.



LA DIREZIONALITÀ RIPASSA I TRATTEGGI SEGUENDO LE FRECCHE.




LA CONSONANTE F NOMINA L'ELEMENTO E COMPLETA.

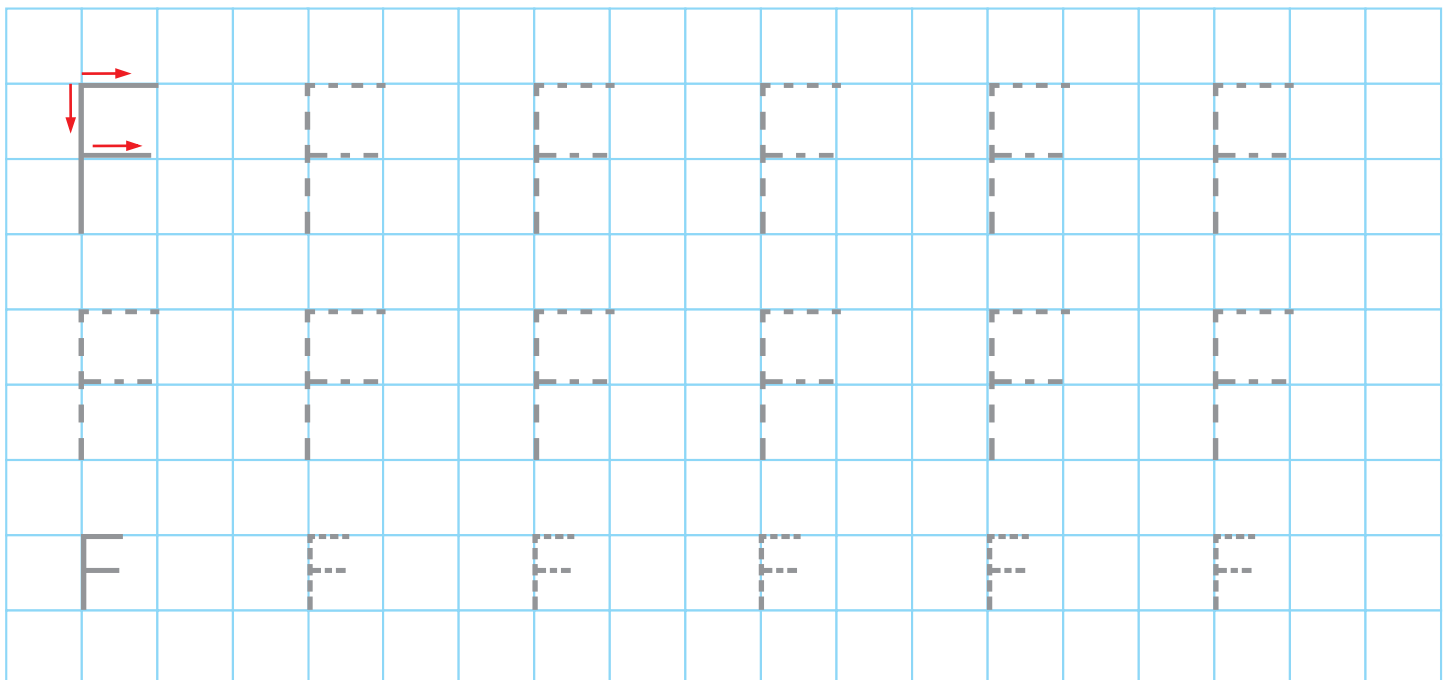


F come...

F	O	C	A
_____	O	C	A



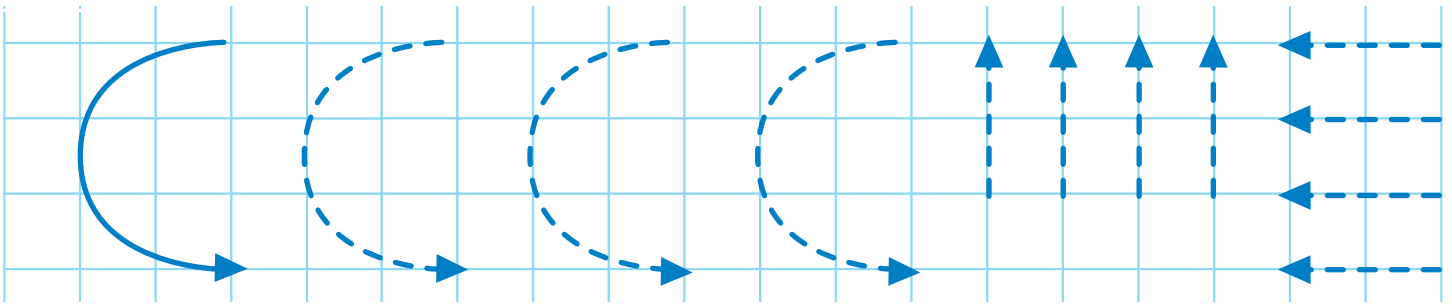
IL GRAFEMA F RIPASSA I TRATTEGGI SEGUENDO LE FRECCHE.



IL FONEMA F NOMINA GLI ELEMENTI E CERCHIA QUELLI CHE INIZIANO CON F.



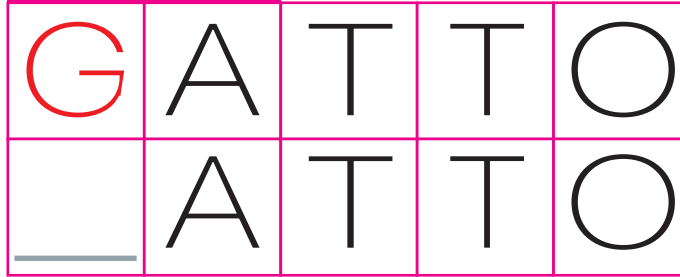
LA DIREZIONALITÀ RIPASSA I TRATTEGGI SEGUENDO LE FRECCE.



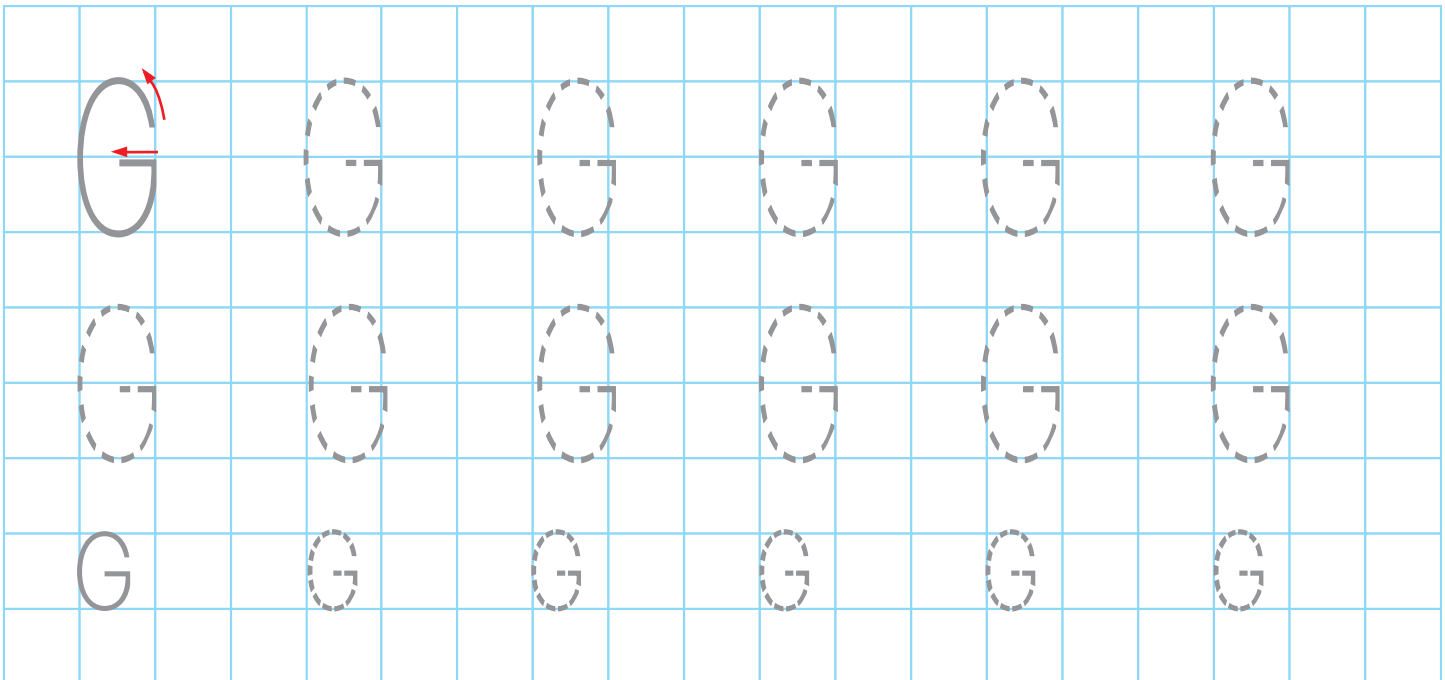
LA CONSONANTE G NOMINA L'ELEMENTO E COMPLETA.



G come...



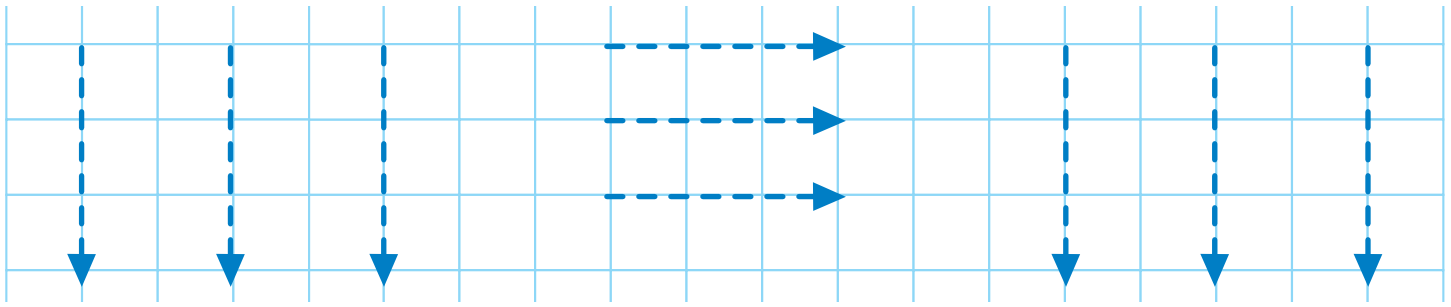
IL GRAFEMA G RIPASSA I TRATTEGGI SEGUENDO LE FRECCE.




IL FONEMA G NOMINA GLI ELEMENTI E CERCHIA QUELLI CHE INIZIANO CON G.



LA DIREZIONALITÀ RIPASSA I TRATTEGGI SEGUENDO LE FRECCE.



LA CONSONANTE H NOMINA L'ELEMENTO E COMPLETA.




H come...

H	O	T	E	L
_____	O	T	E	L




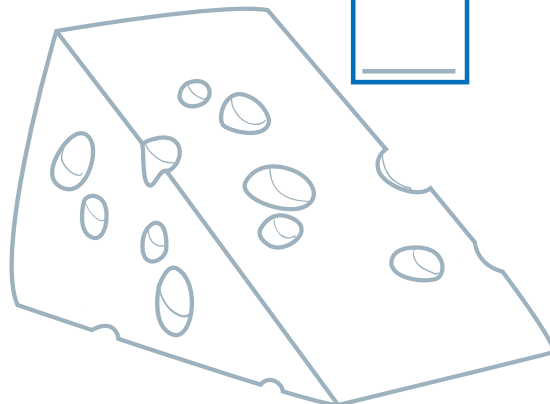
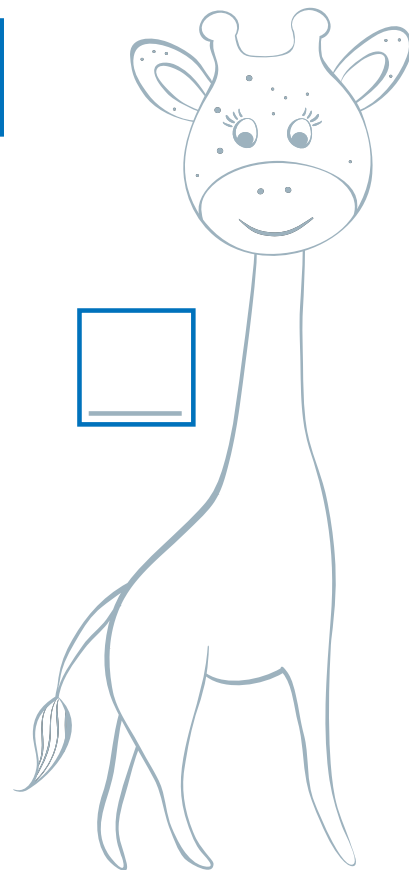


IL GRAFEMA H RIPASSA I TRATTEGGI SEGUENDO LE FRECCE.

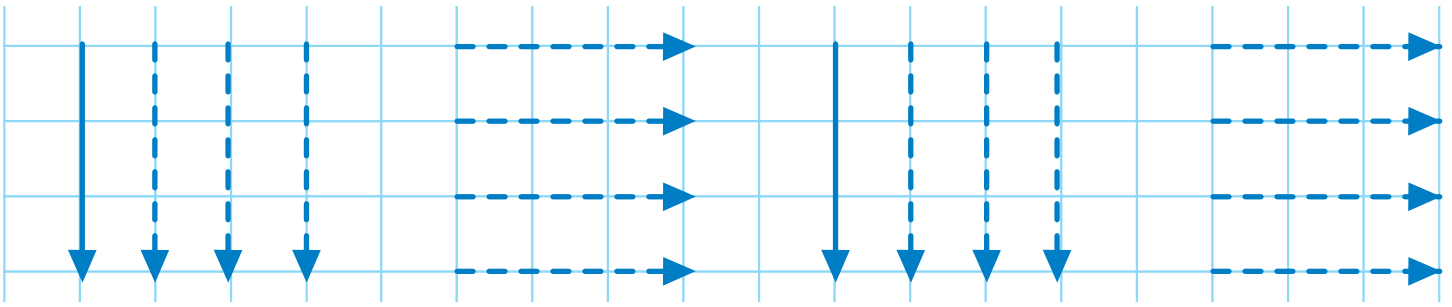


IL FONEMA H NOMINA GLI ELEMENTI E CERCHIA QUELLI CHE INIZIANO CON H.




B**C****D****F****G****H**

LA DIREZIONALITÀ RIPASSA I TRATTEGGI SEGUENDO LE FRECCHE.



LA CONSONANTE L NOMINA L'ELEMENTO E COMPLETA.




L come...

L	E	O	N	E
—	E	O	N	E

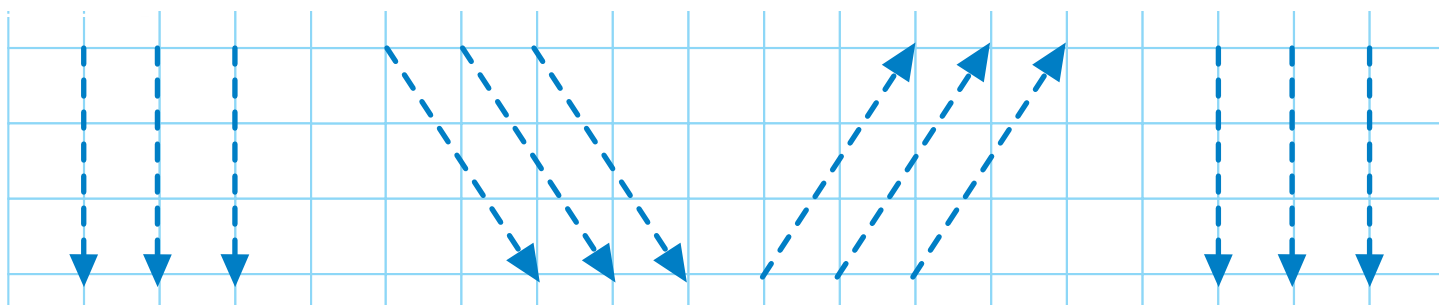


IL GRAFEMA L RIPASSA I TRATTEGGI SEGUENDO LE FRECCHE.



IL FONEMA L NOMINA GLI ELEMENTI E CERCHIA QUELLI CHE INIZIANO CON L.






LA CONSONANTE **M** NOMINA L'ELEMENTO E COMPLETA.

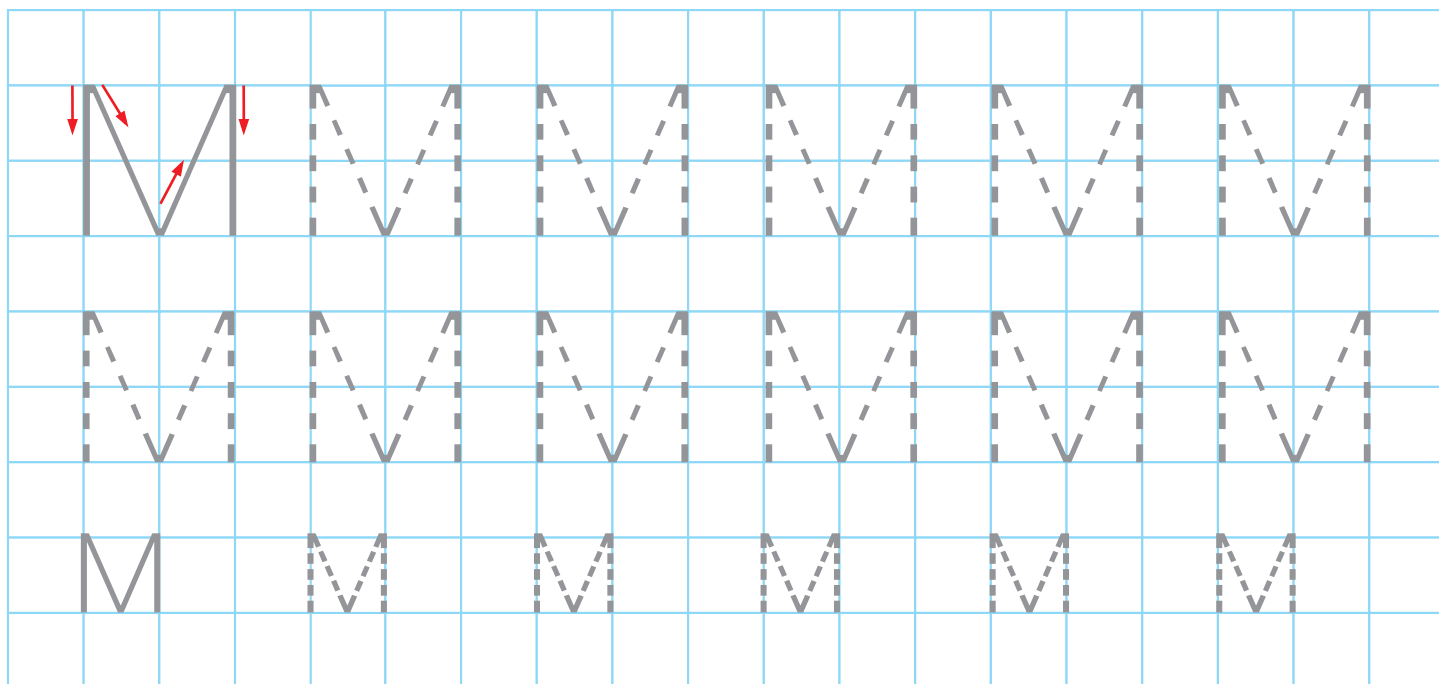


M come...


M	E	L	A
—	E	L	A



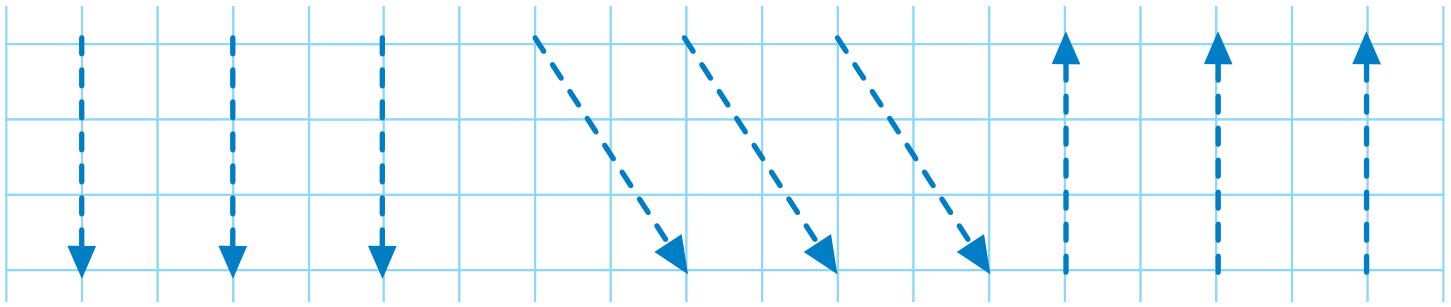
IL GRAFEMA **M** RIPASSA I TRATTEGGI SEGUENDO LE FRECCE.




IL FONEMA **M** NOMINA GLI ELEMENTI E CERCHIA QUELLI CHE INIZIANO CON M.



LA DIREZIONALITÀ RIPASSA I TRATTEGGI SEGUENDO LE FRECCE.



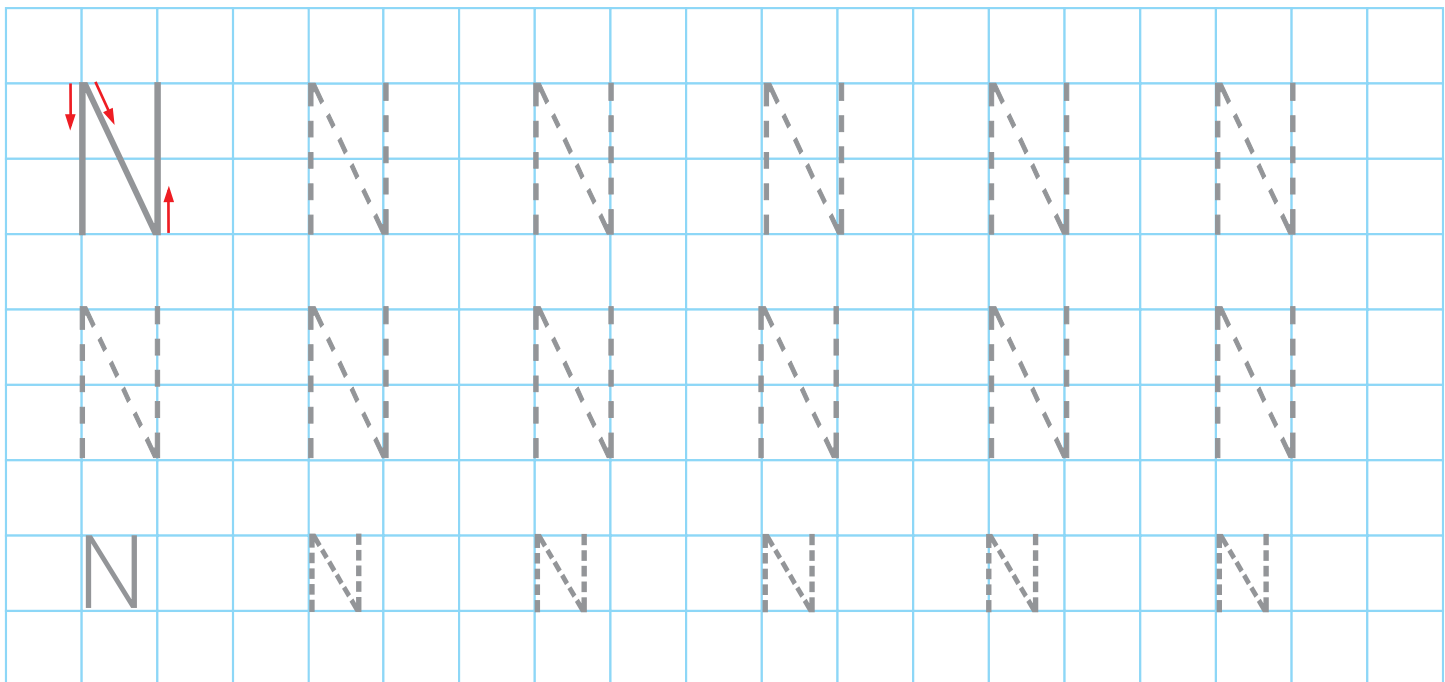
LA CONSONANTE N NOMINA L'ELEMENTO E COMPLETA.



N come...			
N	A	V	E
—	A	V	E



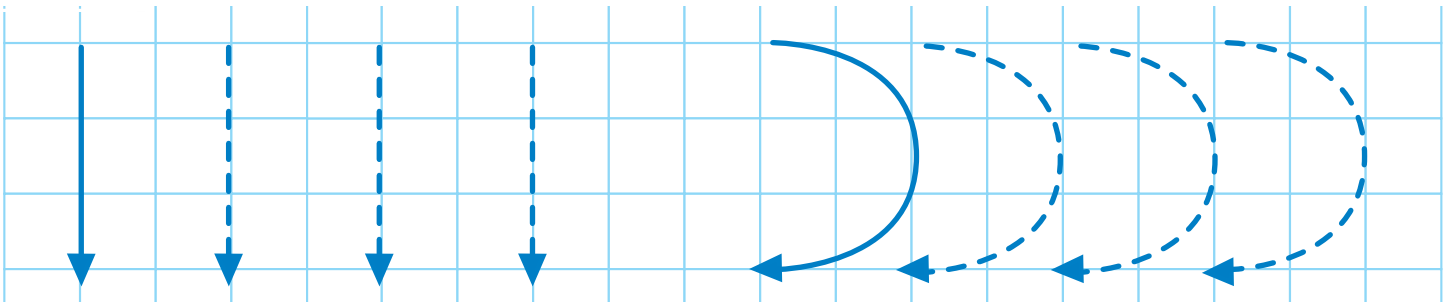
IL GRAFEMA N RIPASSA I TRATTEGGI SEGUENDO LE FRECCE.



IL FONEMA N NOMINA GLI ELEMENTI E CERCHIA QUELLI CHE INIZIANO CON N.



LA DIREZIONALITÀ RIPASSA I TRATTEGGI SEGUENDO LE FRECCE.



LA CONSONANTE P NOMINA L'ELEMENTO E COMPLETA.




P come...

P	E	S	C	E
—	E	S	C	E

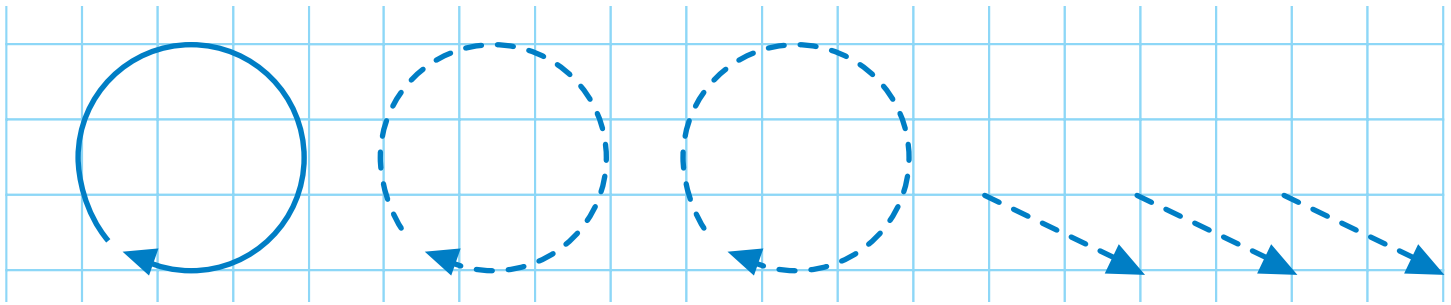


IL GRAFEMA P RIPASSA I TRATTEGGI SEGUENDO LE FRECCE.



IL FONEMA P NOMINA GLI ELEMENTI E CERCHIA QUELLI CHE INIZIANO CON P.





LA CONSONANTE Q NOMINA L'ELEMENTO E COMPLETA.

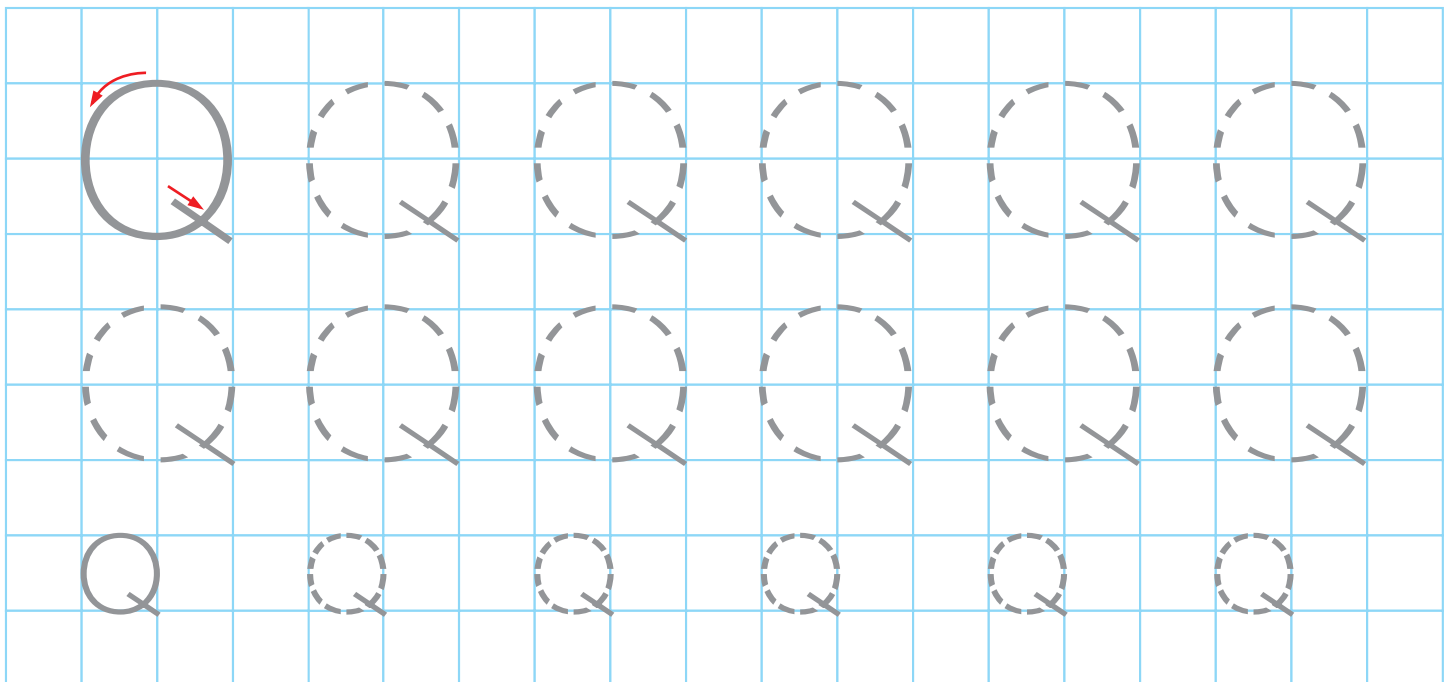


Q come...

Q	U	A	D	R	O
—	U	A	D	R	O



IL GRAFEMA Q RIPASSA I TRATTEGGI SEGUENDO LE FRECCHE.

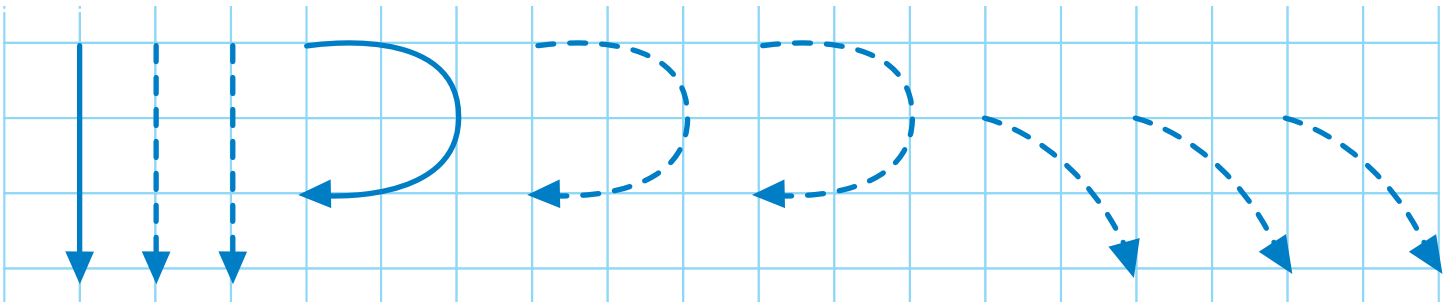


IL FONEMA Q NOMINA GLI ELEMENTI E CERCHIA QUELLI CHE INIZIANO CON Q.

4



LA DIREZIONALITÀ RIPASSA I TRATTEGGI SEGUENDO LE FRECCE.



LA CONSONANTE R NOMINA L'ELEMENTO E COMPLETA.

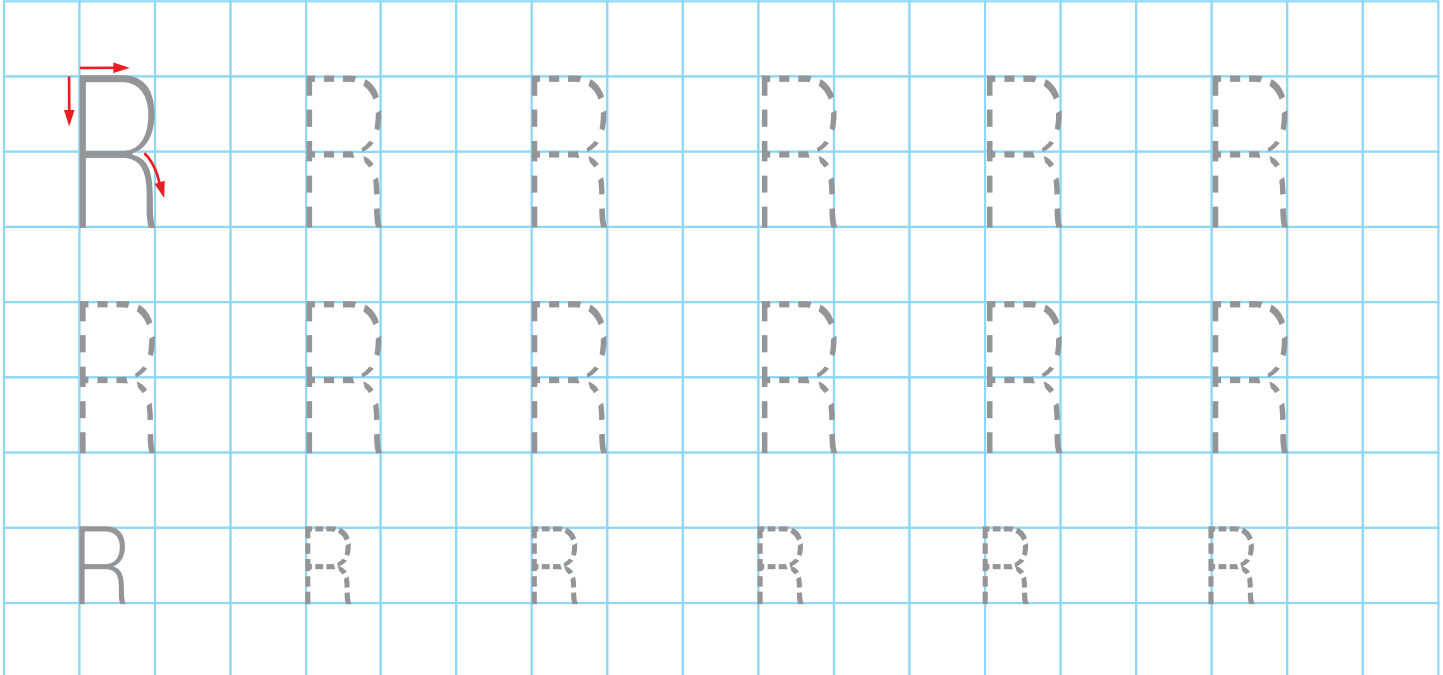


R come...

R	A	N	A
—	A	N	A



IL GRAFEMA R RIPASSA I TRATTEGGI SEGUENDO LE FRECCE.





IL FONEMA R NOMINA GLI ELEMENTI E CERCHIA QUELLI CHE INIZIANO CON R.



L

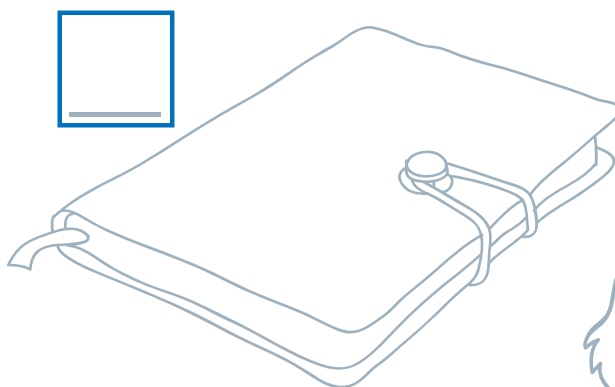


M




N

P

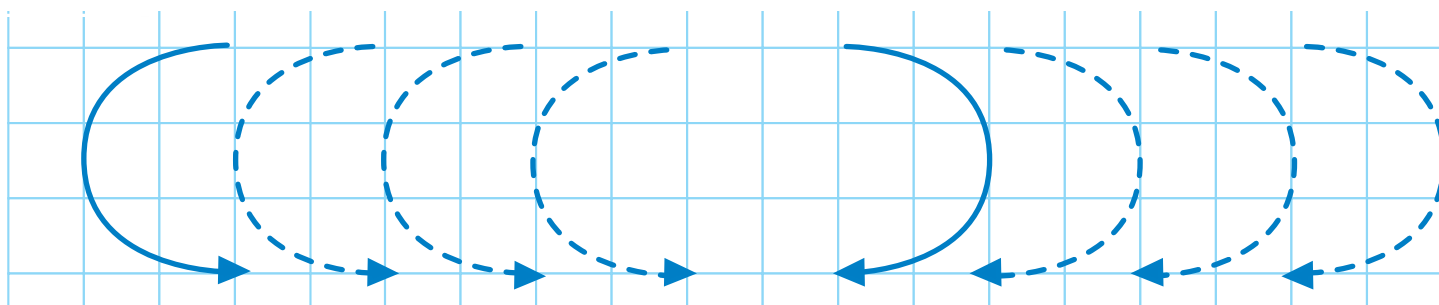


Q



R

LA DIREZIONALITÀ RIPASSA I TRATTEGGI SEGUENDO LE FRECCE.



LA CONSONANTE S NOMINA L'ELEMENTO E COMPLETA.

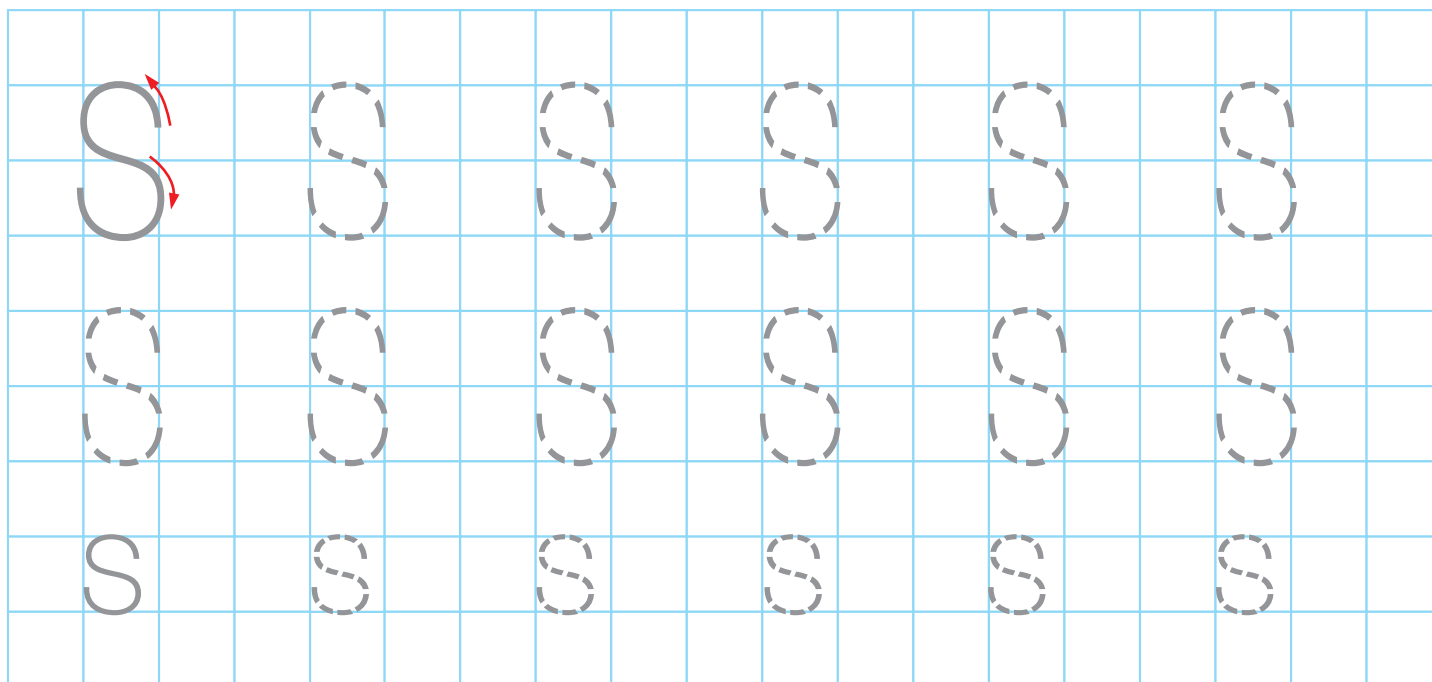


S come...

S	O	L	E



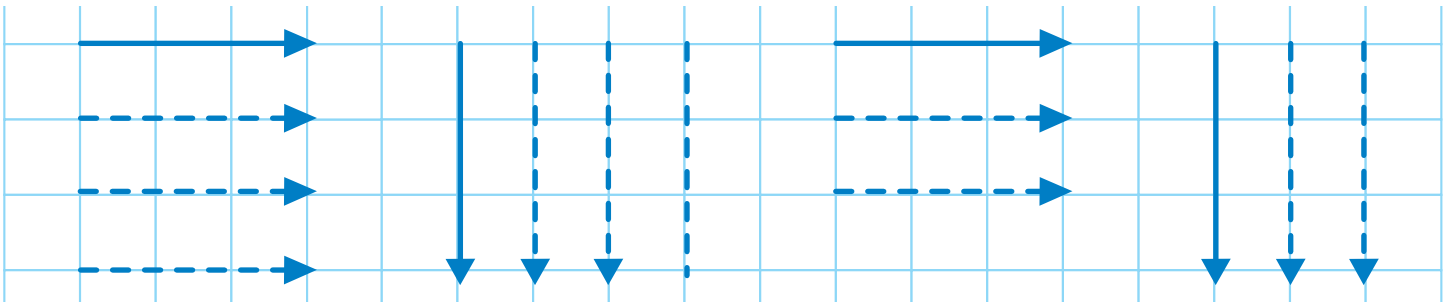
IL GRAFEMA S RIPASSA I TRATTEGGI SEGUENDO LE FRECCE.




IL FONEMA S NOMINA GLI ELEMENTI E CERCHIA QUELLI CHE INIZIANO CON S.



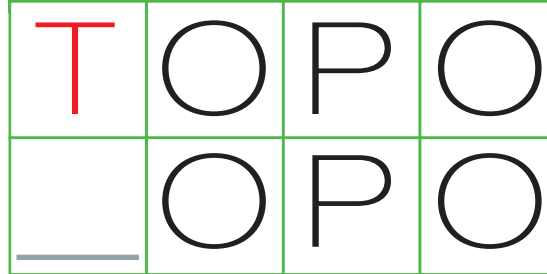
LA DIREZIONALITÀ RIPASSA I TRATTEGGI SEGUENDO LE FRECCHE.



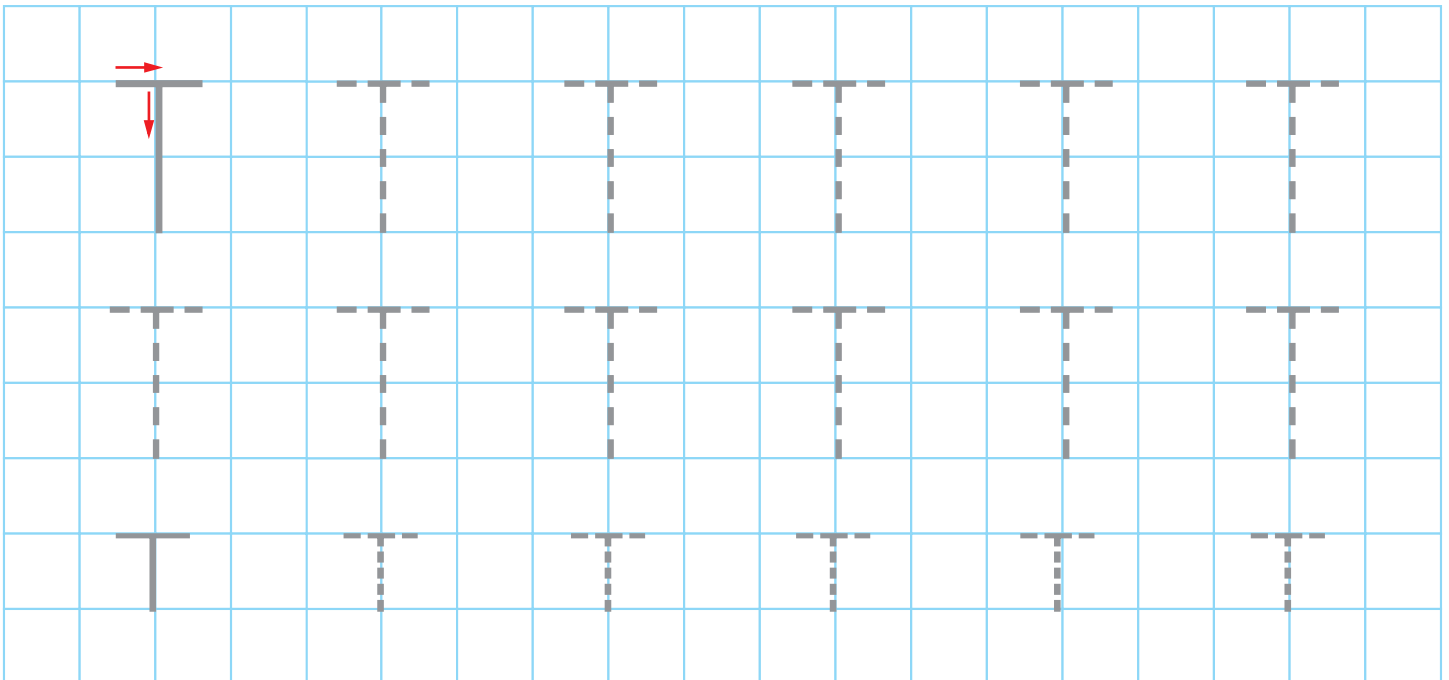
LA CONSONANTE T NOMINA L'ELEMENTO E COMPLETA.



T come...



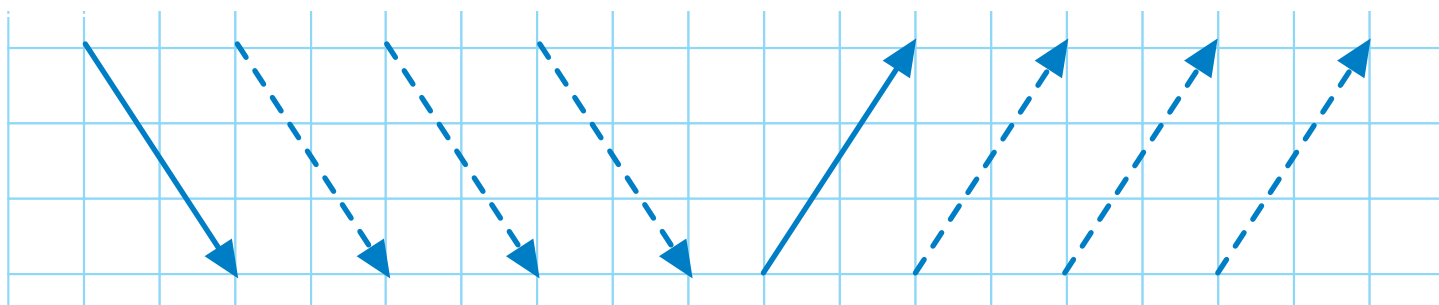
IL GRAFEMA T RIPASSA I TRATTEGGI SEGUENDO LE FRECCHE.



IL FONEMA T NOMINA GLI ELEMENTI E CERCHIA QUELLI CHE INIZIANO CON T.



LA DIREZIONALITÀ RIPASSA I TRATTEGGI SEGUENDO LE FRECCE.



LA CONSONANTE V NOMINA L'ELEMENTO E COMPLETA.

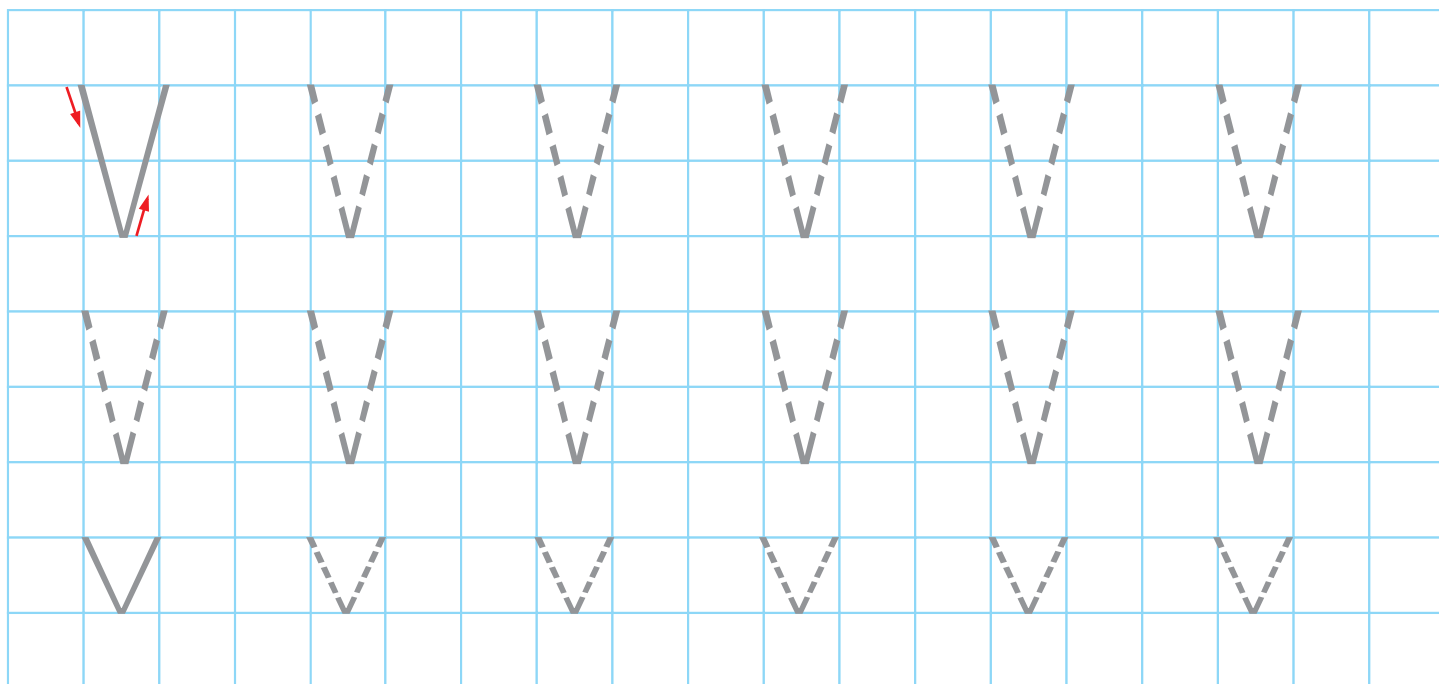


V come...

V	A	S	O
—	A	S	O

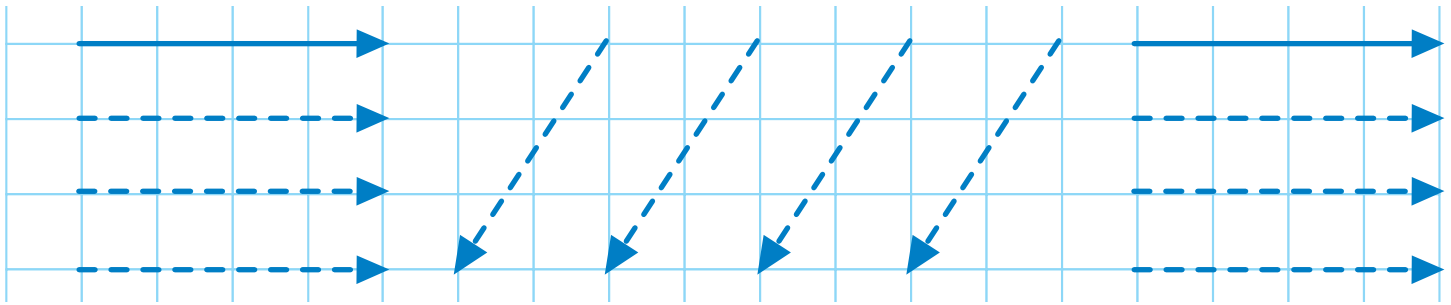


IL GRAFEMA V RIPASSA I TRATTEGGI SEGUENDO LE FRECCE.




IL FONEMA V NOMINA GLI ELEMENTI E CERCHIA QUELLI CHE INIZIANO CON V.





LA CONSONANTE Z NOMINA L'ELEMENTO E COMPLETA.

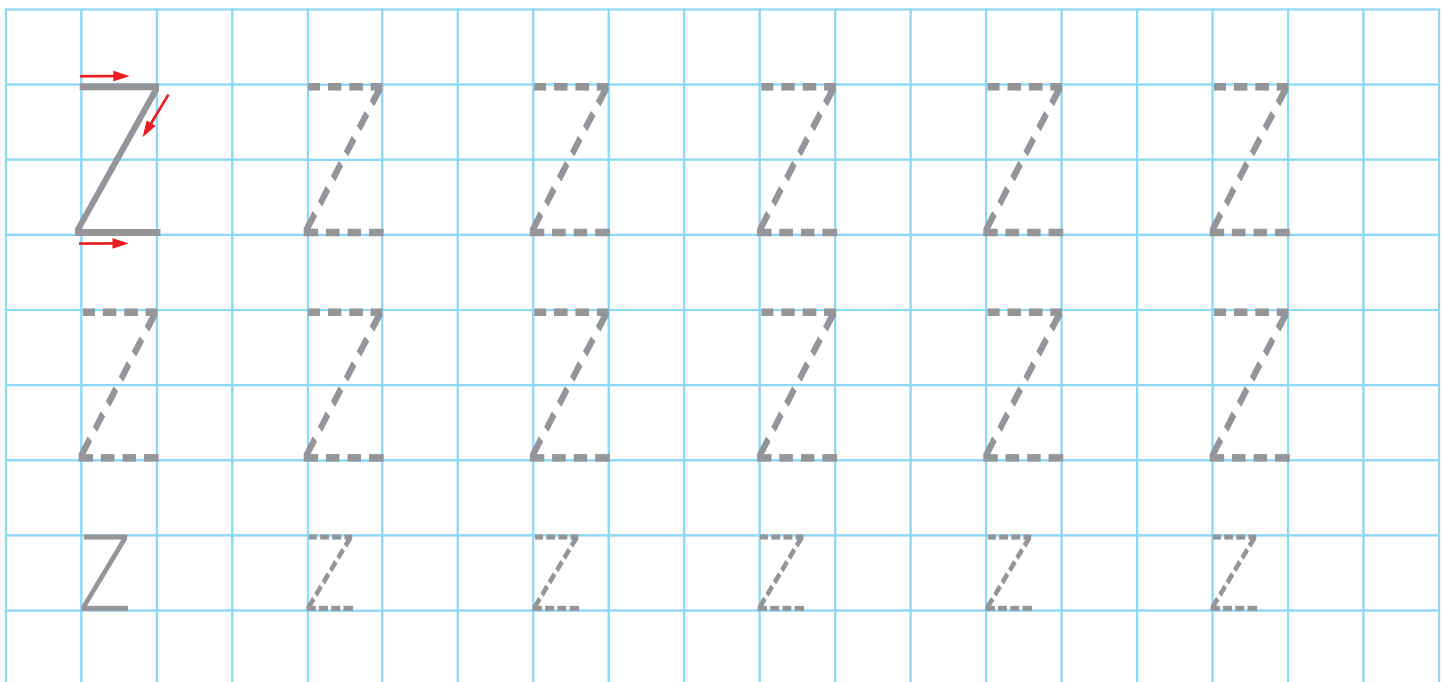


Z come...

Z	A	I	N	O
—	A	I	N	O

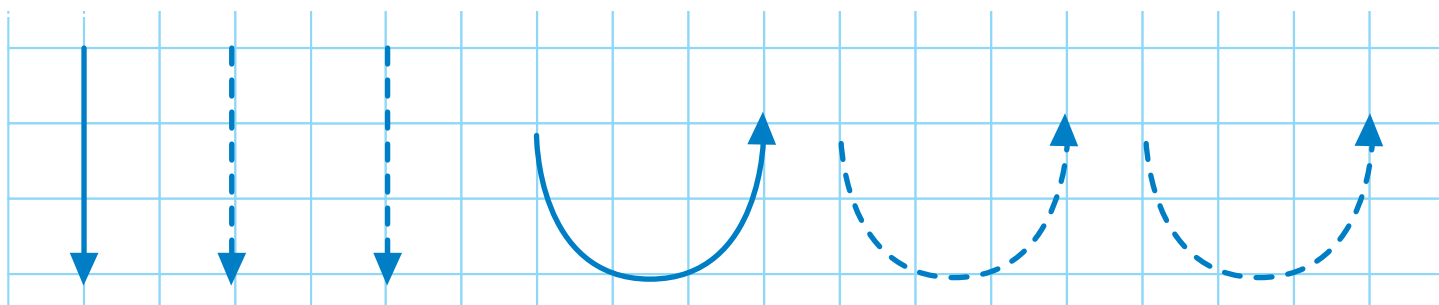


IL GRAFEMA Z RIPASSA I TRATTEGGI SEGUENDO LE FRECCE.




IL FONEMA Z NOMINA GLI ELEMENTI E CERCHIA QUELLI CHE INIZIANO CON Z.





LA LETTERA J NOMINA L'ELEMENTO E COMPLETA.

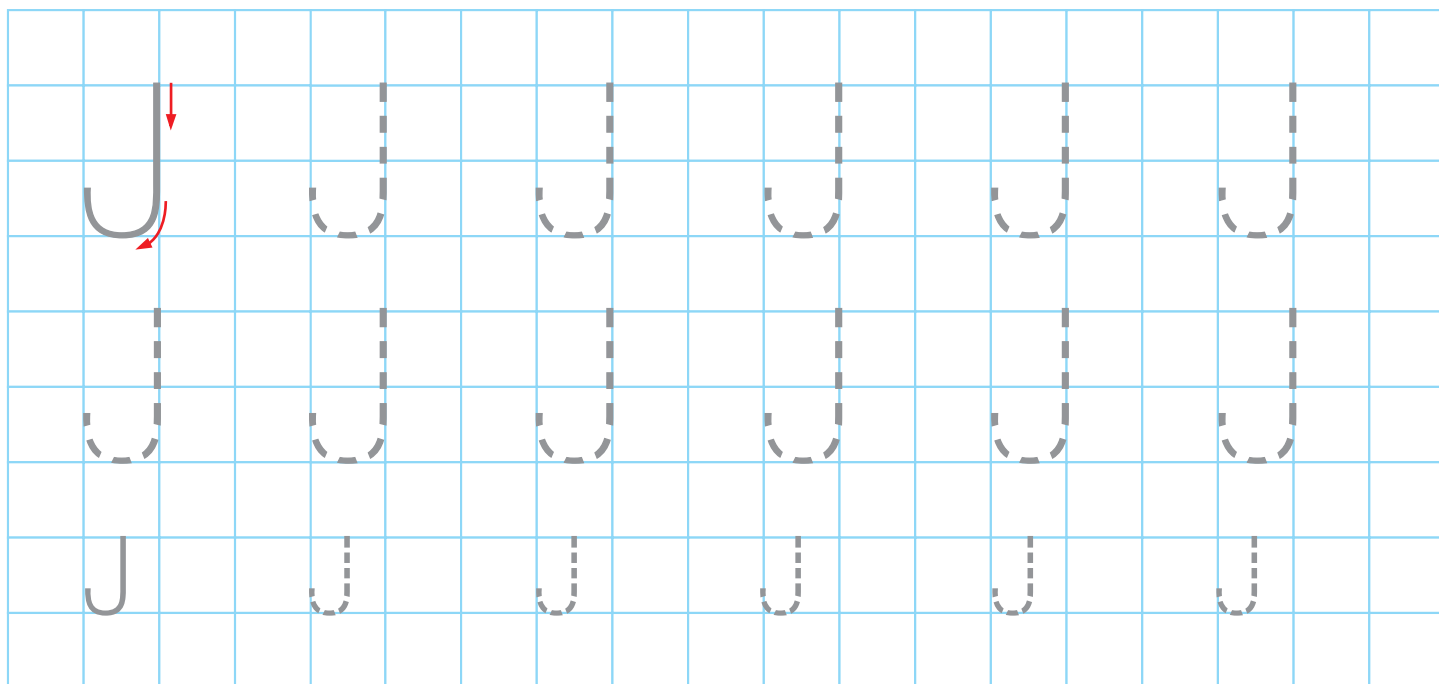


J come...

J	E	A	N	S
—	E	A	N	S



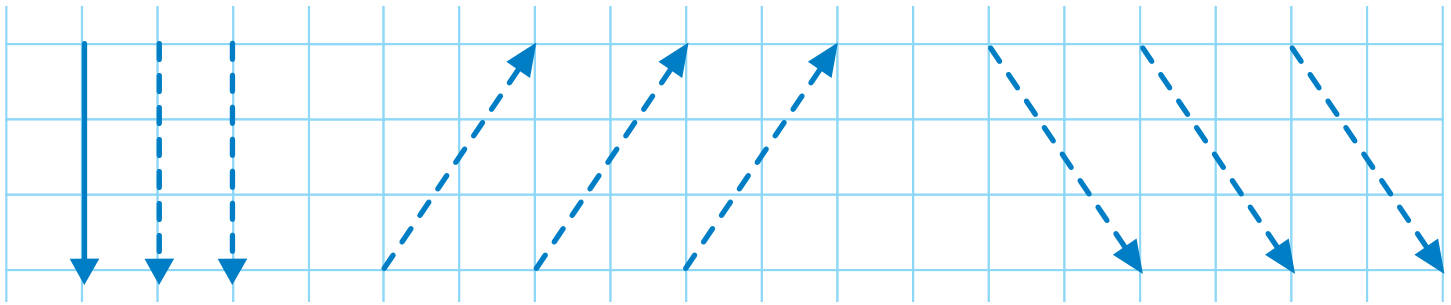
IL GRAFEMA J RIPASSA I TRATTEGGI SEGUENDO LE FRECCE.



IL FONEMA J CERCHIA E PRONUNCIA SOLAMENTE LA LETTERA J.

F J B J S P

LA DIREZIONALITÀ RIPASSA I TRATTEGGI SEGUENDO LE FRECCHE.



LA LETTERA K NOMINA L'ELEMENTO E COMPLETA.

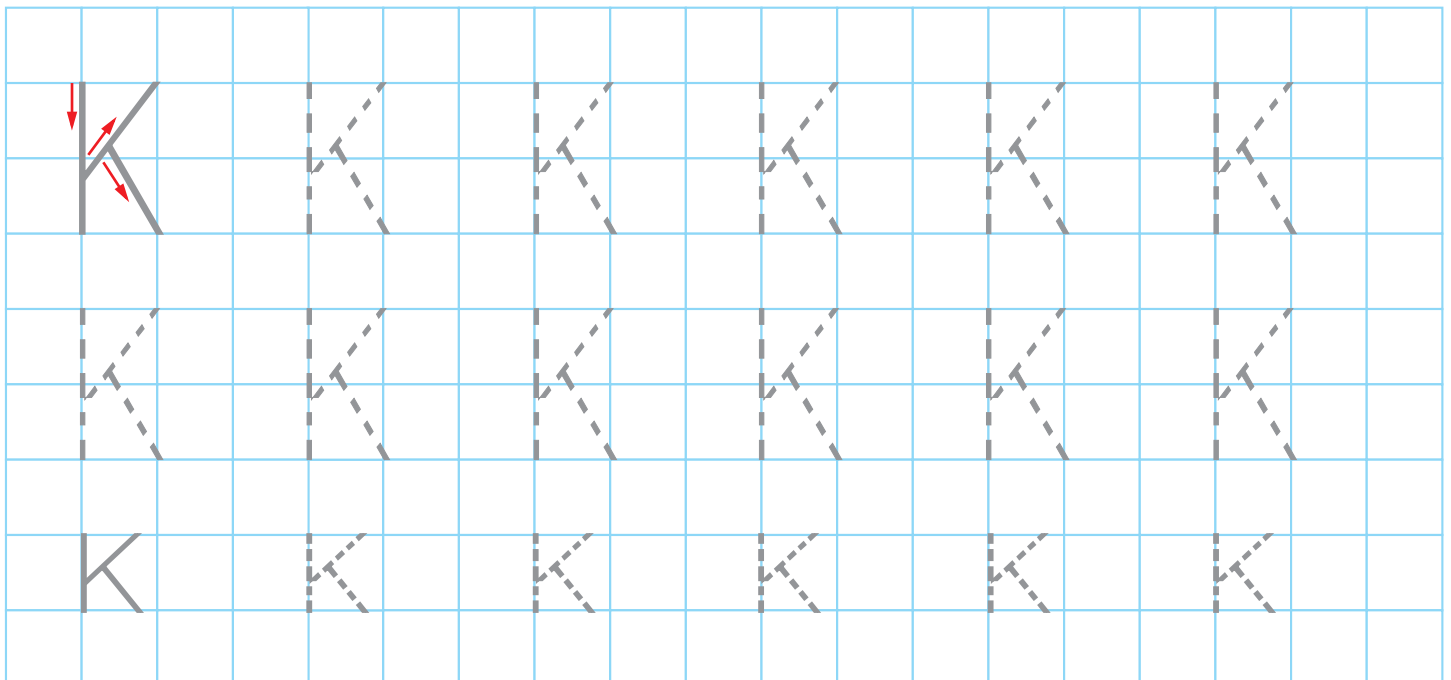


K come...

K	O	A	L	A
_____	O	A	L	A



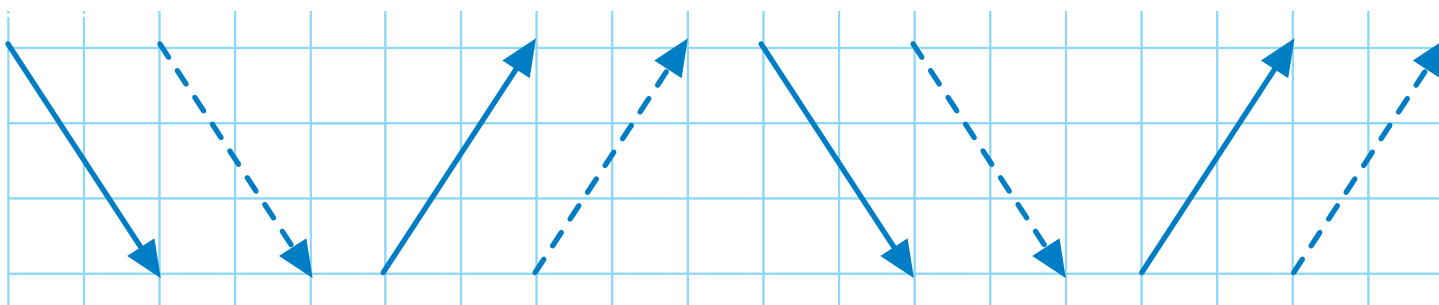
IL GRAFEMA K RIPASSA I TRATTEGGI SEGUENDO LE FRECCHE.



IL FONEMA K CERCHIA E PRONUNCIA SOLAMENTE LA LETTERA K.

A B K L N K

LA DIREZIONALITÀ RIPASSA I TRATTEGGI SEGUENDO LE FRECCE.

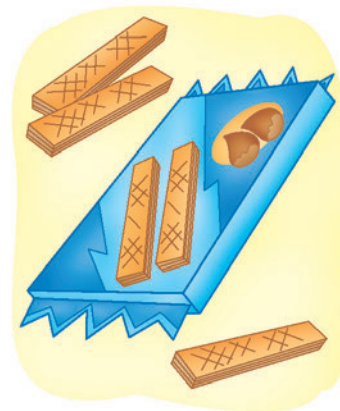


LA LETTERA **W** NOMINA L'ELEMENTO E COMPLETA.

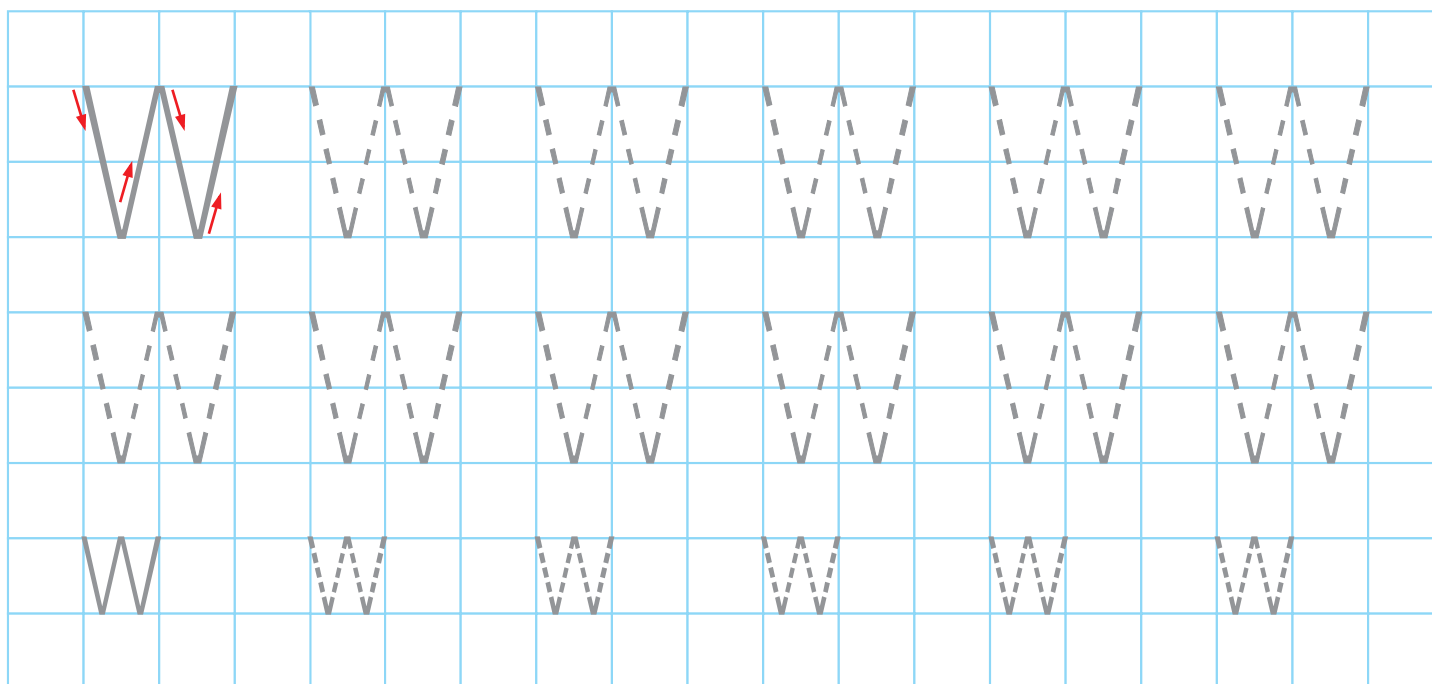


W come...

	A	F	E	R
_____	A	F	E	R



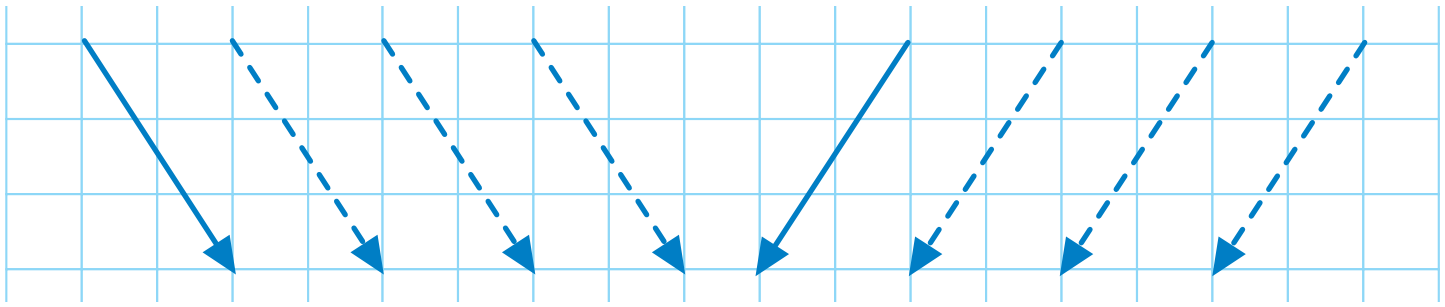
IL GRAFEMA **W** RIPASSA I TRATTEGGI SEGUENDO LE FRECCE.




IL FONEMA **W** CERCHIA E PRONUNCIA SOLAMENTE LA LETTERA **W**.

U G W O T W

LA DIREZIONALITÀ RIPASSA I TRATTEGGI SEGUENDO LE FRECCHE.



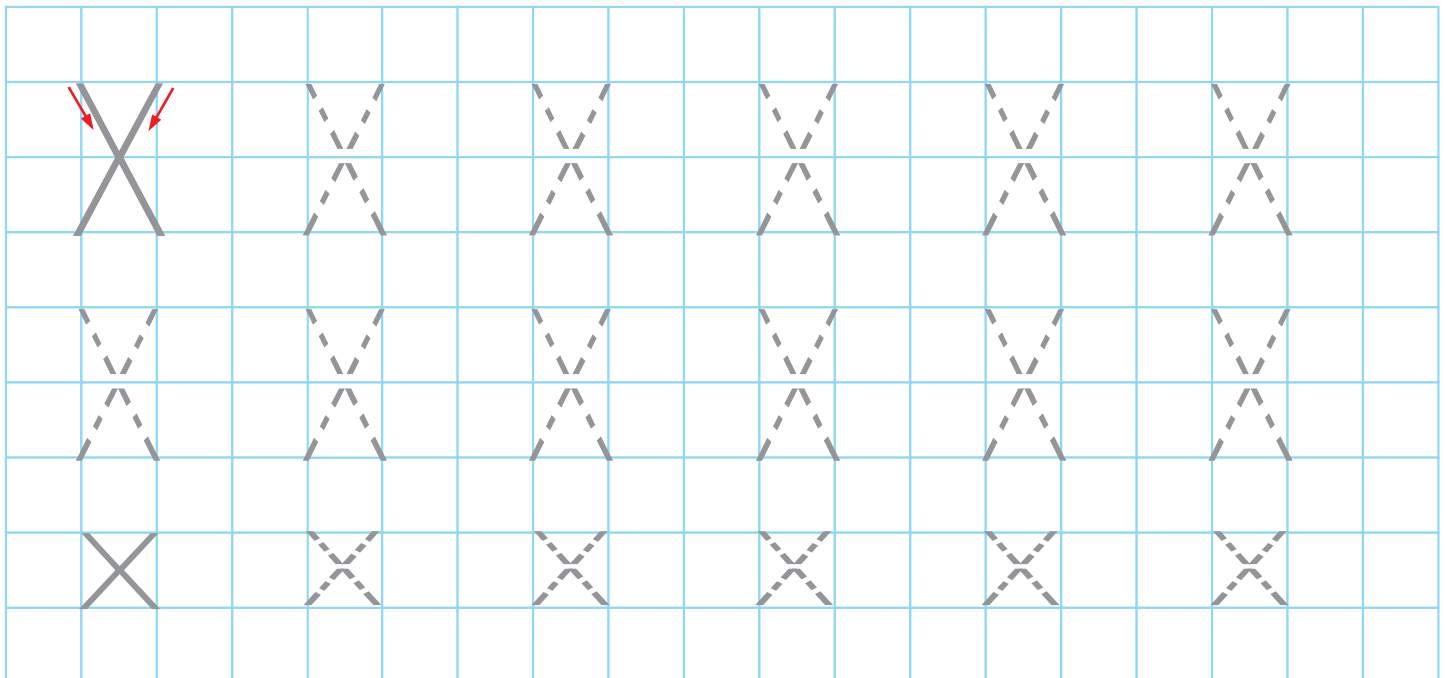
LA LETTERA X NOMINA L'ELEMENTO E COMPLETA.



X come...

X	I	L	O	F	O	N	O
	I	L	O	F	O	N	O

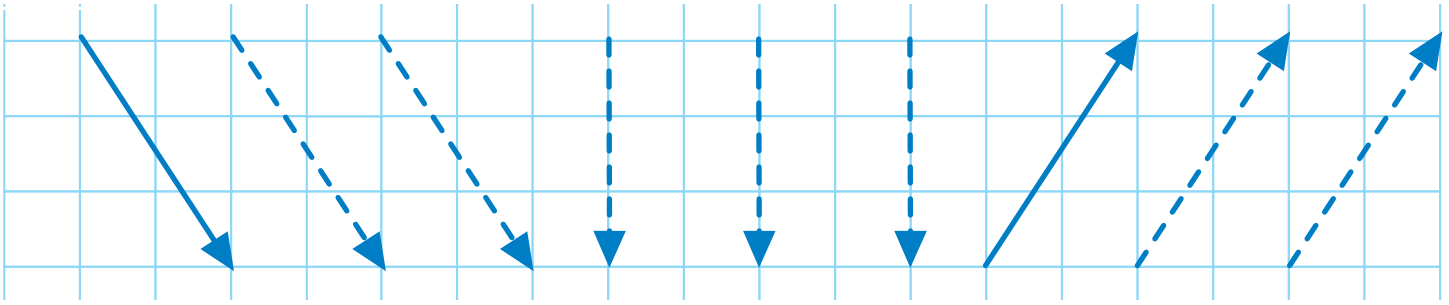
IL GRAFEMA X RIPASSA I TRATTEGGI SEGUENDO LE FRECCHE.




IL FONEMA X CERCHIA E PRONUNCIA SOLAMENTE LA LETTERA X.

X R X D X P


LA DIREZIONALITÀ RIPASSA I TRATTEGGI SEGUENDO LE FRECCE.



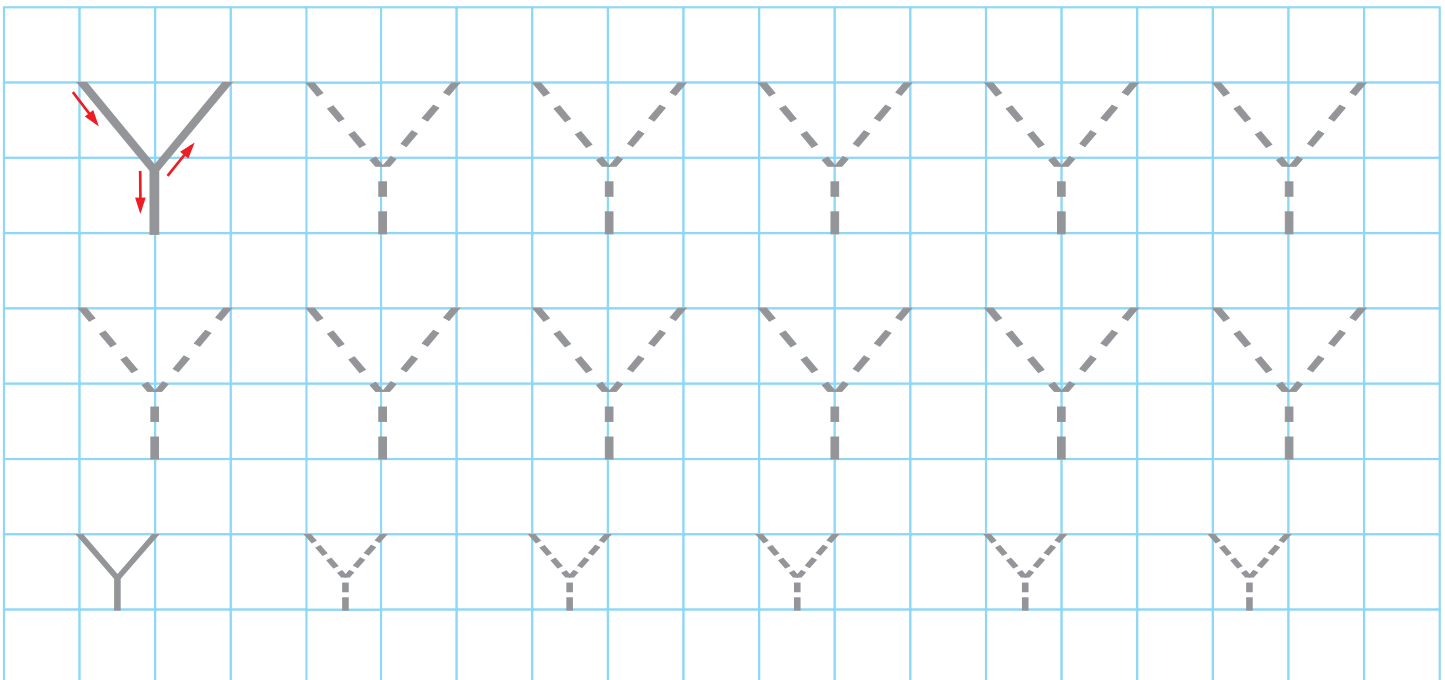
LA LETTERA Y NOMINA L'ELEMENTO E COMPLETA.



Y come...



IL GRAFEMA Y RIPASSA I TRATTEGGI SEGUENDO LE FRECCE.



IL FONEMA Y CERCHIA E PRONUNCIA SOLAMENTE LA LETTERA Y.

H S B Y Y C

LUNEDÌ



MARTEDÌ



MERCOLEDÌ



GIOVEDÌ



VENERDÌ



SABATO








DOMENICA














LEGGI LE IMMAGINI E PER CIASCUNA SCRIVI LA LETTERA INIZIALE, COSÌ DA REALIZZARE UN ALFABETIERE, COME NELL'ESEMPIO.

				
A

				
.....	G







				
.....	O

					
R

				
A

				
.....	T

				
.....	R


					
.....	O




AUTUNNO



INVERNO




PRIMAVERA




ESTATE

SOPRA-SOTTO COLORA CHI STA **SOPRA** AL RAMO
E CERCHIA CHI STA **SOTTO**.



DESTRA-SINISTRA COLORA DI GIALLO CHI VA **VERSO DESTRA**
E DI ARANCIONE CHI VA **VERSO SINISTRA**.



VICINO-LONTANO COLORA SOLO IL CAVALLO **VICINO** ALLA BAMBINA.




APERTO-CHIUSO

COLORA DI ROSSO L'OMBRELLO APERTO
E DI GIALLO QUELLO CHIUSO.




LUNGO-CORTO

COLORA LA SPADA LUNGA.



GRANDE-PICCOLO

COLORA DI VERDE LA CARROZZA GRANDE
E DI BLU QUELLA PICCOLA.



RELAZIONI LOGICHE COLORA SOLO CHI **NON** HA IL CAPPELLO.




RELAZIONI LOGICHE COLORA UN BAMBINO **E** UN PALLONCINO.




RELAZIONI LOGICHE COLORA IL LEONE O LA TIGRE.













RELAZIONI LOGICHE COLORA DI VERDE IL CESTINO CON UNA CAROTA,
DI GIALLO IL CESTINO CON POCHE CAROTE
E DI BLU IL CESTINO CON TANTE CAROTE.



RELAZIONI LOGICHE COLORA TUTTE LE MELANZANE E NESSUNA CAROTA.




	
	
	
	
	

CORRISPONDENZA BIUNIVOCA

CI SONO TANTI CONIGLI QUANTE SONO LE CAROTE?
UNISCI E RISPONDI.






SÌ

NO



CORRISPONDENZA BIUNIVOCA

DISEGNA UN GOMITOLO PER OGNI GATTO.








CORRISPONDENZA BIUNIVOCA


C'È UN'INSALATA PER OGNI TARTARUGA? UNISCI E RISPONDI.

SÌ


NO



LA DIREZIONALITÀ RIPASSA I TRATTEGGI SEGUENDO LE FRECCHE.



IL GRAFEMA 1 RIPASSA I TRATTEGGI SEGUENDO LE FRECCHE.




L'INSIEME CONTA LE BALENE NELL'INSIEME, POI COLORA UN PALLINO E SCRIVI IL NUMERO 1.

1




IL GRAFEMA 2

RIPASSA I TRATTEGGI SEGUENDO LE FRECCE.




L'INSIEME

CONTA GLI ELEFANTI NELL'INSIEME, POI COLORA DUE PALLINI E SCRIVI IL NUMERO 2.





IL GRAFEMA 3 RIPASSA I TRATTEGGI SEGUENDO LE FRECCE.



L'INSIEME CONTA I GATTI NELL'INSIEME, POI COLORA TRE PALLINI E SCRIVI IL NUMERO 3.

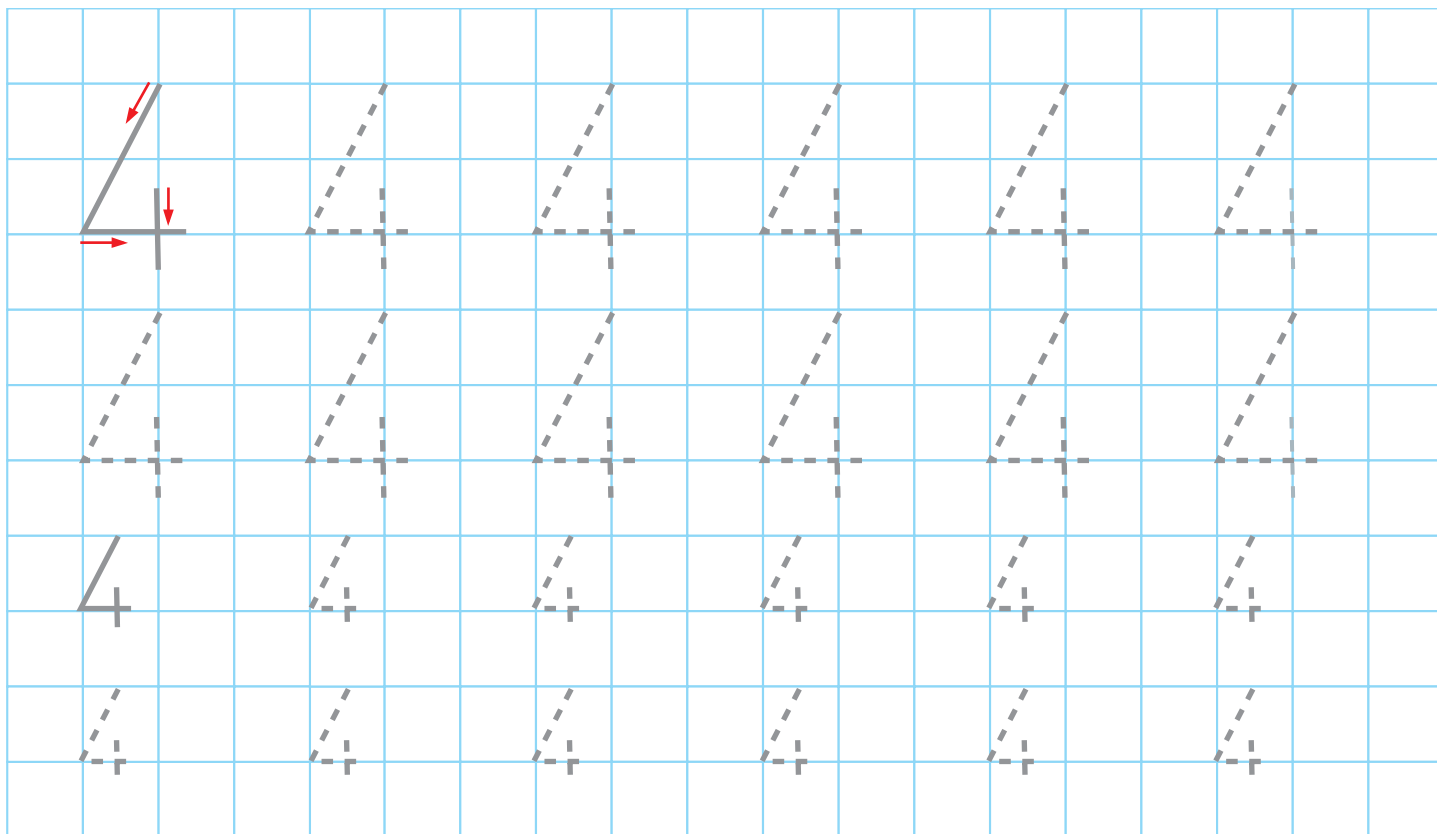
3

○ ○ ○ ○ ○

○ ○ ○ ○ ○



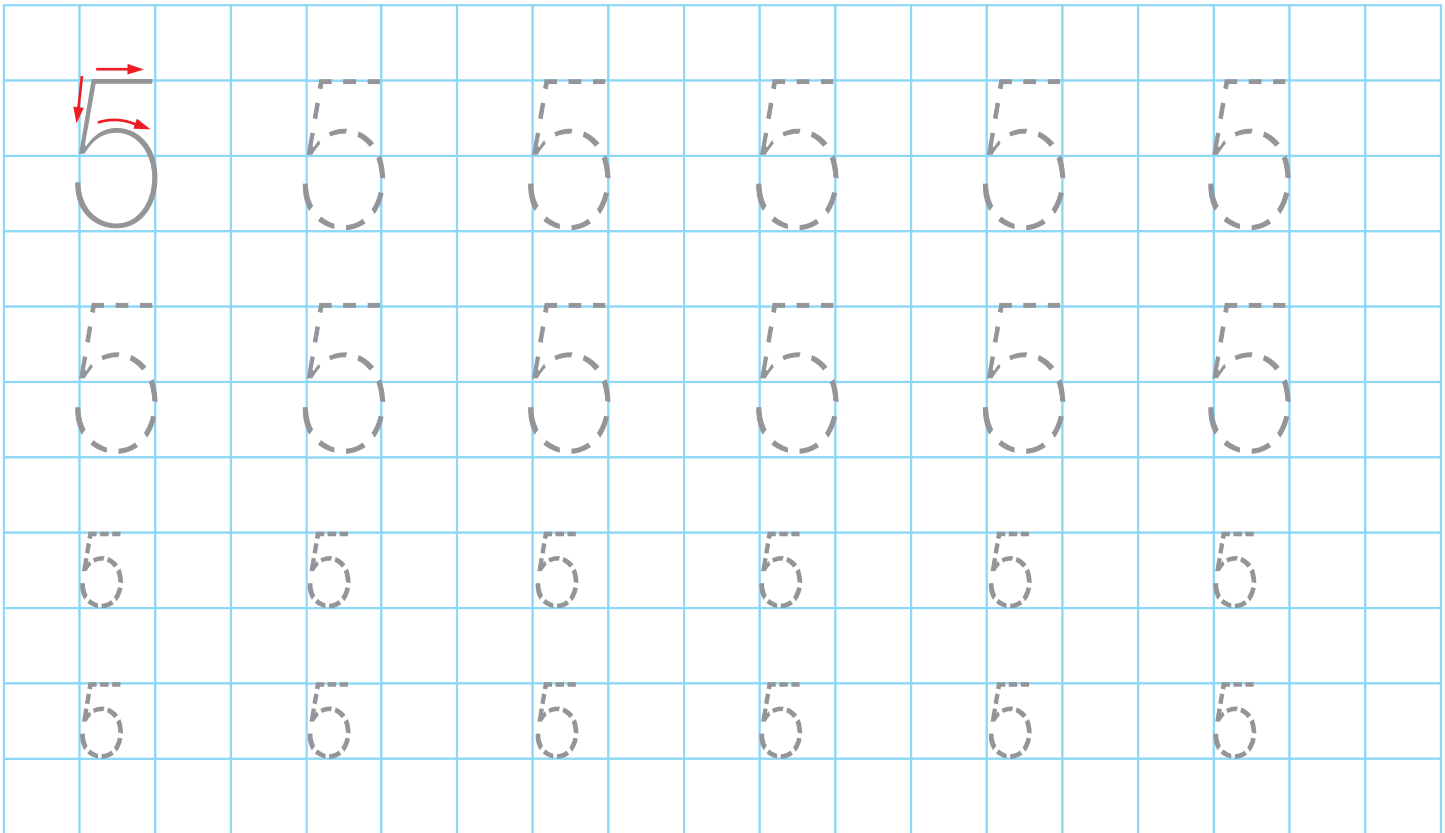
IL GRAFEMA 4 RIPASSA I TRATTEGGI SEGUENDO LE FRECCE.



L'INSIEME CONTA I PINGUINI NELL'INSIEME, POI COLORA QUATTRO PALLINI E SCRIVI IL NUMERO 4.



IL GRAFEMA 5 RIPASSA I TRATTEGGI SEGUENDO LE FRECCE.

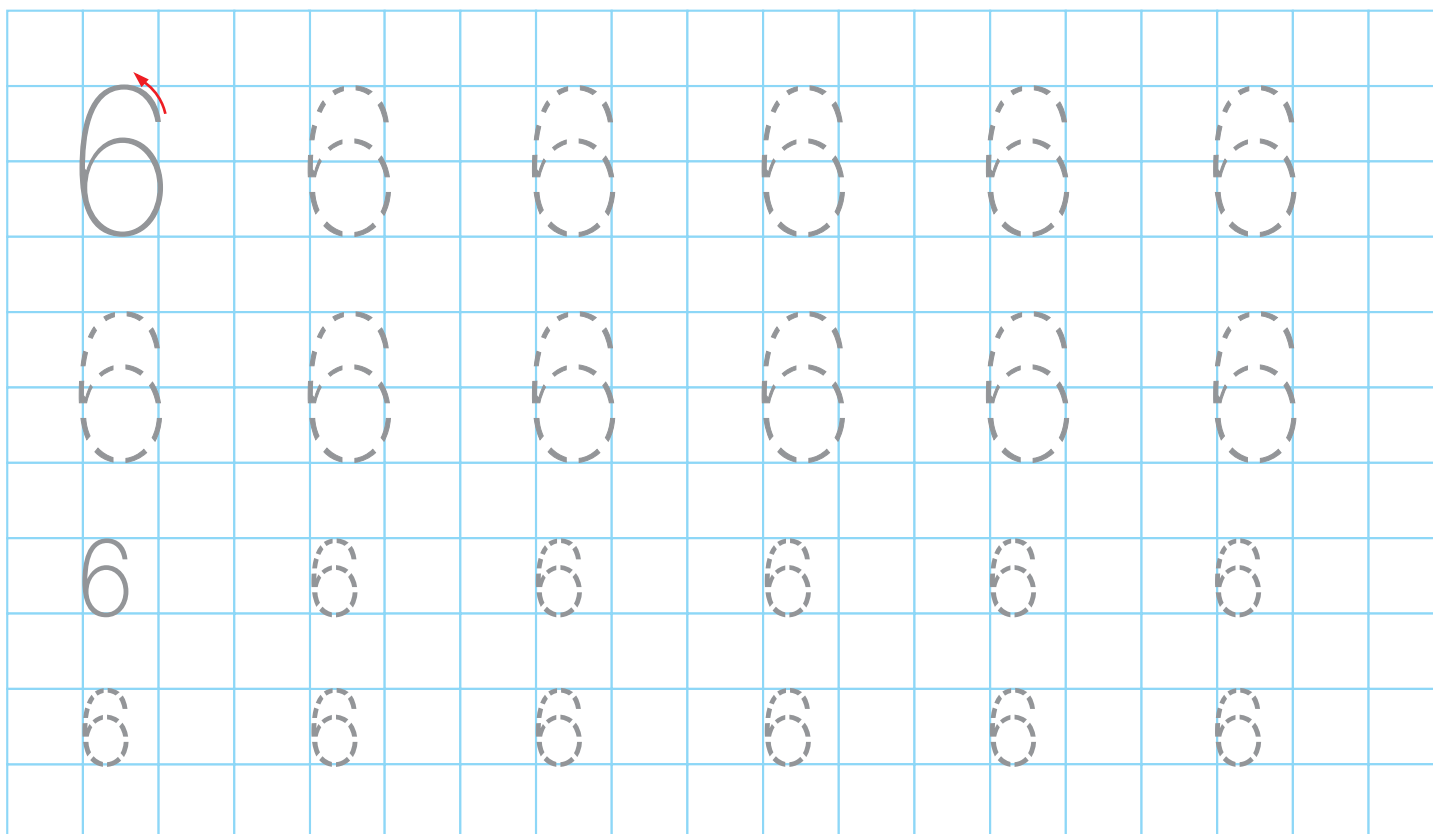


L'INSIEME CONTA I COCCODRILLI NELL'INSIEME, POI COLORA CINQUE PALLINI E SCRIVI IL NUMERO 5.


5

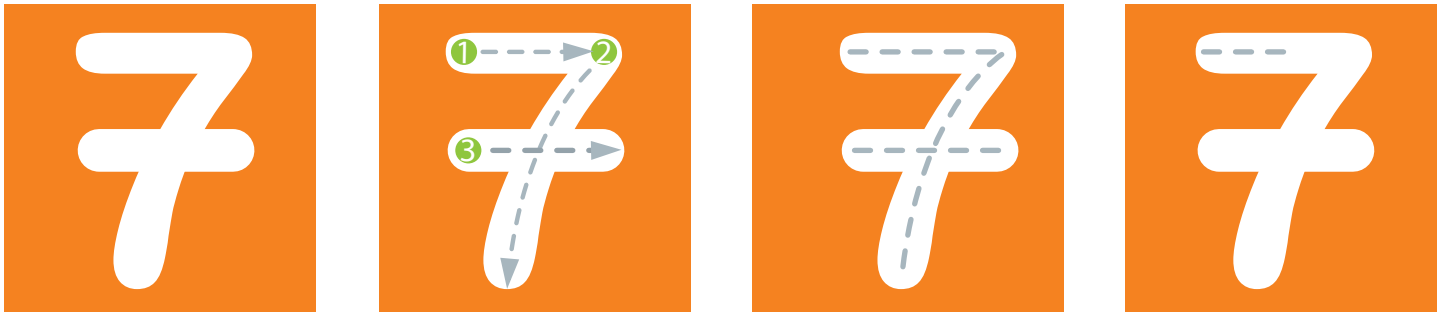


IL GRAFEMA 6 RIPASSA I TRATTEGGI SEGUENDO LE FRECCE.

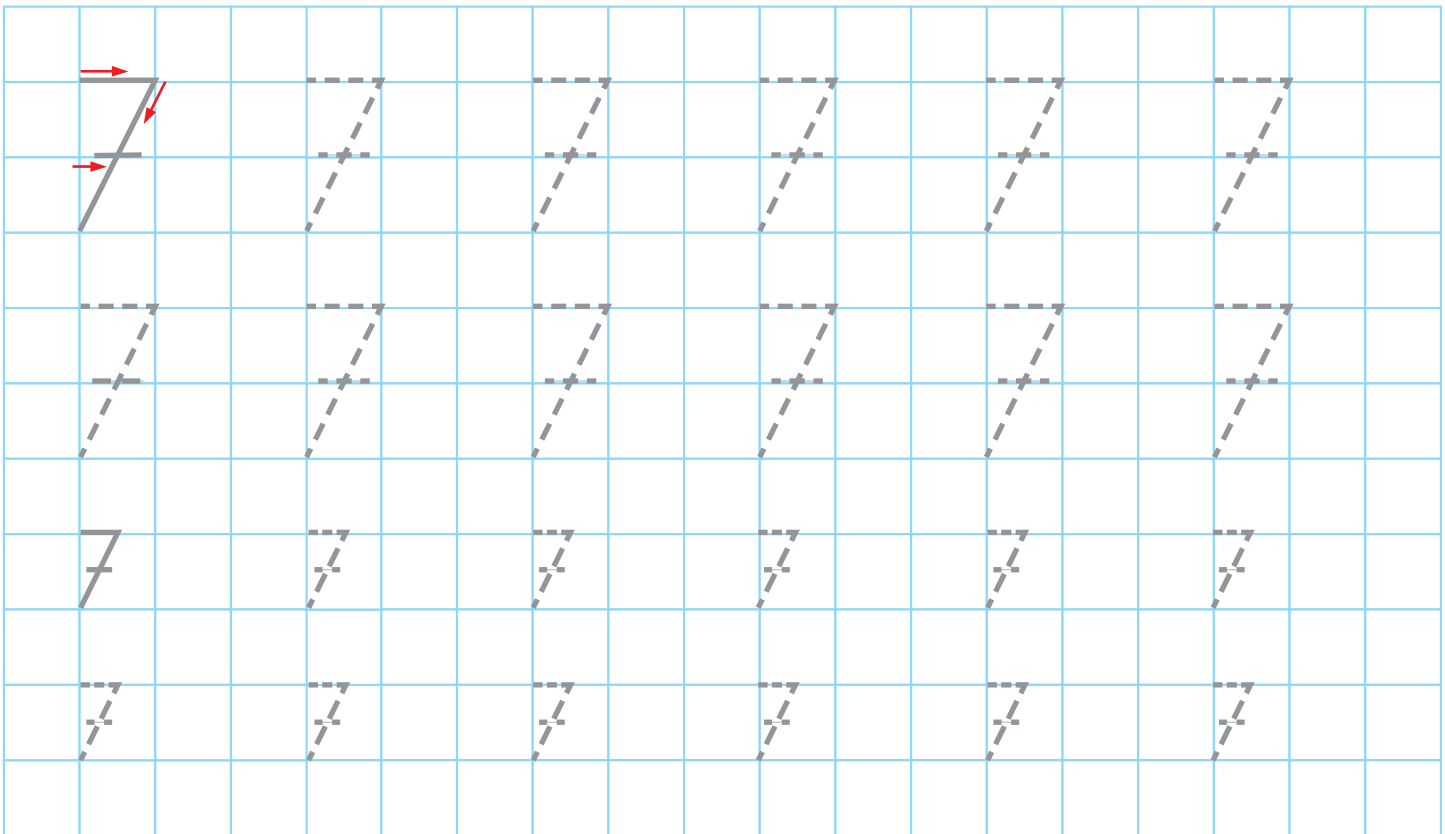


L'INSIEME CONTA I RICCI NELL'INSIEME, POI COLORA SEI PALLINI E SCRIVI IL NUMERO 6.





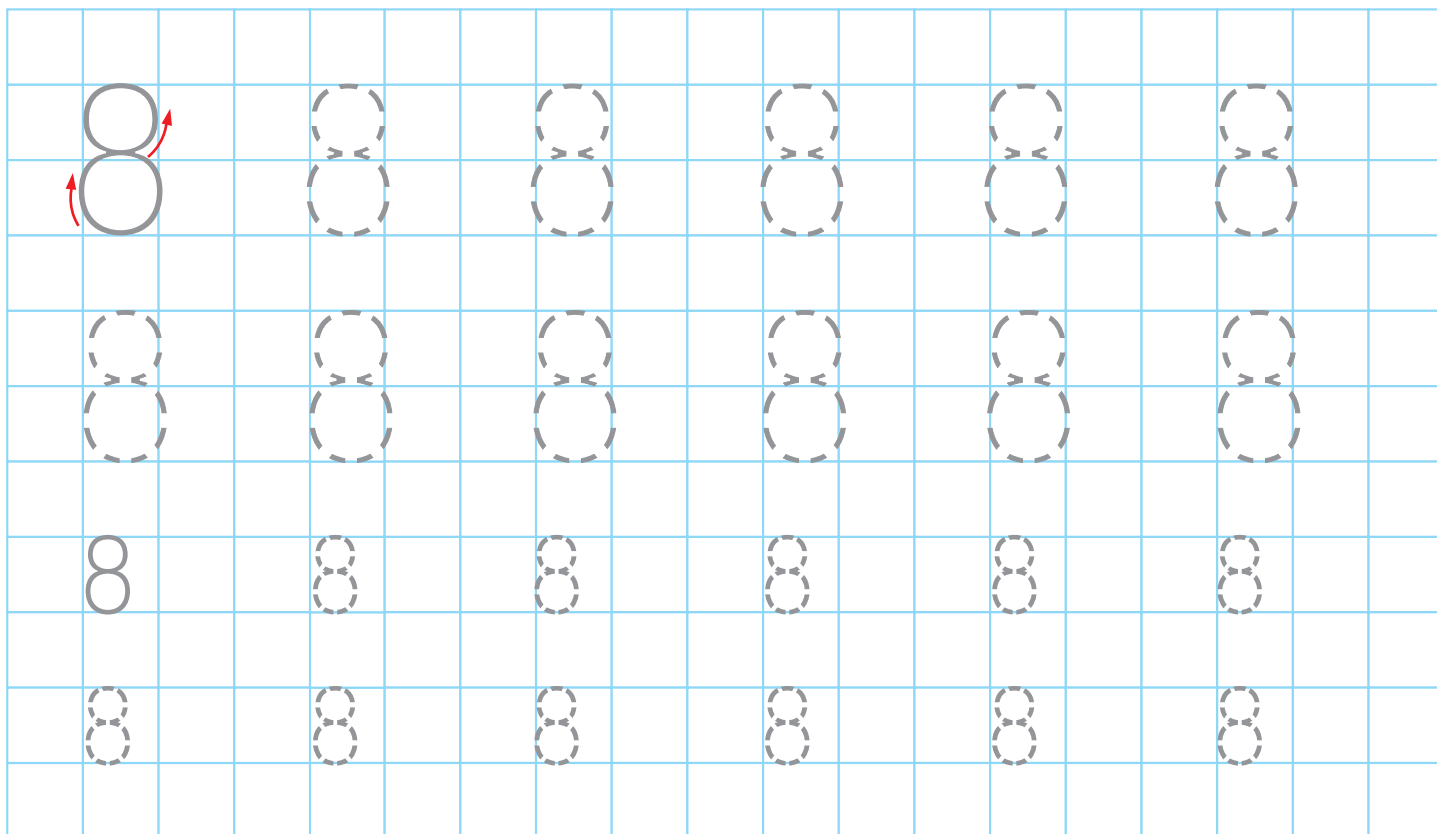
IL GRAFEMA 7 RIPASSA I TRATTEGGI SEGUENDO LE FRECCHE.



L'INSIEME CONTA GLI UCCELLINI NELL'INSIEME, POI COLORA SETTE PALLINI E SCRIVI IL NUMERO 7.



IL GRAFEMA 8 RIPASSA I TRATTEGGI SEGUENDO LE FRECCE.

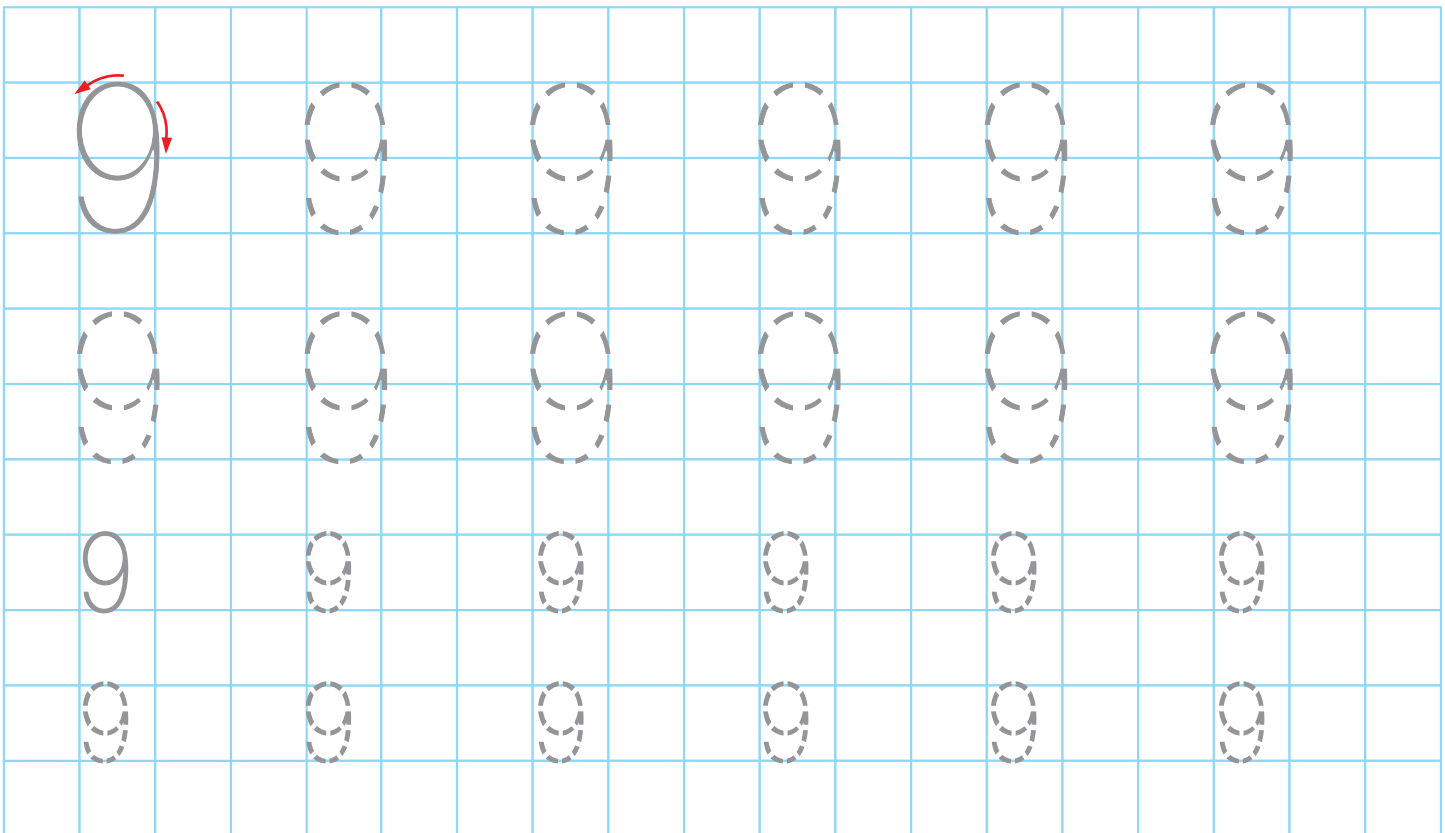


L'INSIEME CONTA LE TARTARUGHE NELL'INSIEME, POI COLORA OTTO PALLINI E SCRIVI IL NUMERO 8.


LA DIREZIONALITÀ RIPASSA I TRATTEGGI SEGUENDO LE FRECCE.




IL GRAFEMA 9 RIPASSA I TRATTEGGI SEGUENDO LE FRECCE.




L'INSIEME CONTA I PIPISTRELLI NELL'INSIEME, POI COLORA NOVE PALLINI E SCRIVI IL NUMERO 9.



IL GRAFEMA 10 RIPASSA I TRATTEGGI SEGUENDO LE FRECCE.



L'INSIEME CONTA I POLPI NELL'INSIEME, POI COLORA 10 PALLINI E SCRIVI IL NUMERO 10.



4




5




9




7



10



2



8



1



3





6

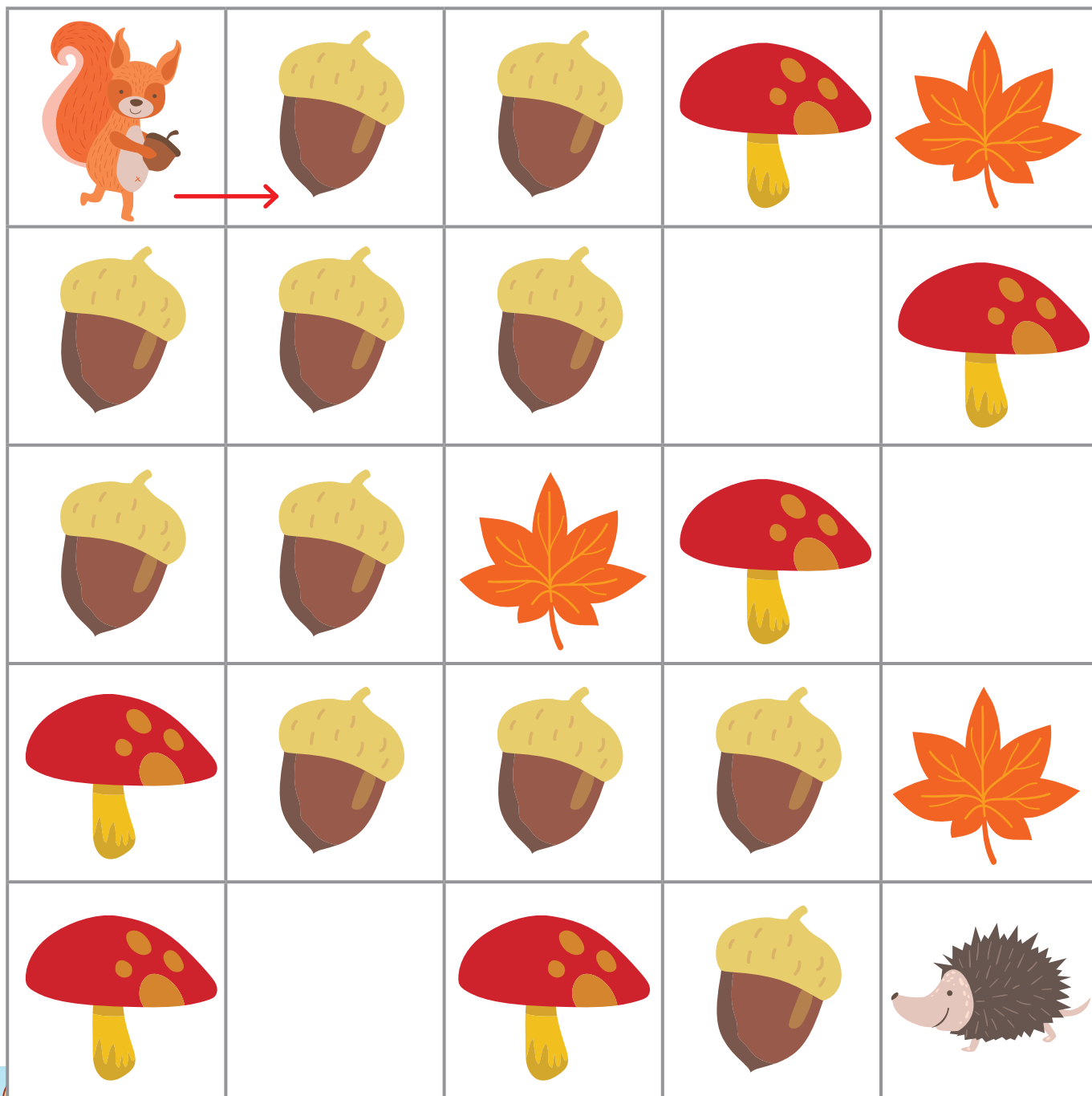


CODING

AIUTA IL PESCE AD ARRIVARE DAL SUO AMICO CAVALLUCCIO MARINO. PARTI DALLA FRECCIA, PASSA SOLO SULLE STELLE MARINE E SEGNA IL PERCORSO CON I PENNARELLI.









LO SCOIATTOLO DEVE RACCOGLIERE TUTTE LE GHIANDE E PORTARLE AL SUO AMICO RICCIO PER FARE UN BEL PRANZETTO. SEGNA IL PERCORSO CON IL PENNARELLO.





LE QUANTITÀ


CONTA E TRACCIA UNA LINEA PER COLLEGARE GLI INSIEMI UGUALI.



LE QUANTITÀ

DISEGNA TU DUE INSIEMI UGUALI.





A che punto sono?

PRONTI PER LA CLASSE 1^a?

PER INIZIARE BENE GIOCATE A SCOPRIRE QUELLO CHE SAPETE GIÀ!

cod. 9085

QUESTO VOLUME VIENE OFFERTO IN **OMAGGIO**
A TUTTI GLI INSEGNANTI E A TUTTI GLI STUDENTI DELLE LORO CLASSI,
CHE HANNO IN ADOZIONE TESTI EDITI DA:
Gruppo editoriale **IL CAPITELLO*** e **ELI-LA SPIGA**

(*CHE NON LO ABBIANO GIÀ PREVISTO NELLA LORO CONFIGURAZIONE)

In caso di necessità di acquisto,
il prezzo fissato per le copie di vendita è di
€ 3,90